

Nutrient utilization and diatom productivity changes in the low-latitude SE Atlantic over the past 70 kyr: Response to Southern Ocean leakage

Katharine Hendry¹, Oscar Romero^{2,3}, and Vanessa Pashley⁴

¹University of Bristol, School of Earth Sciences, Wills Memorial Building, Queen's Road, Bristol, BS8 1RJ, UK

²MARUM—Center for Marine Environmental Sciences, Leobener Str. 8, University of Bremen, 28359 Bremen, Germany

³Alfred Wegener Institute, Helmholtz Centre for Polar and Marine Research, 27568 Bremerhaven, Germany

⁴Geochronology and Tracers Facility, British Geological Survey, Keyworth, NG12 5GG, UK

Correspondence: Katharine Hendry (K.Hendry@bristol.ac.uk)

Abstract. Eastern Boundary Upwellings (EBUs) are some of the key loci of biogenic silica (opal) burial in the modern ocean, representing important productive coastal systems that extraordinarily contribute to marine organic carbon fixation. The Benguela Upwelling System (BUS), in the low-latitude SE Atlantic, is one of the major EBUs, which is under the direct influence of nutrient-rich Southern Ocean waters. Quantification of past changes in diatom productivity through time, in response to Late Quaternary climatic change, feeds into our understanding of the sensitivity of EBUs to future climatic perturbations. Existing sediment archives of silica cycling include: opal burial fluxes, diatom assemblages and opaline silicon isotopic variations (denoted by $\delta^{30}\text{Si}$). Burial fluxes and siliceous assemblages are limited to recording the remains reaching the sediment (i.e. export), and $\delta^{30}\text{Si}$ variations are complicated by species-specific influences and seasonality. Here, we present the first **combined $\delta^{30}\text{Si}$ record of two large centric diatoms** from the BUS, encompassing full glacial conditions to the Holocene. In addition to export, our new data allows us to reconstruct utilisation of dissolved Si in surface waters in an area with strong input from Southern Ocean waters. Our new archives show that there was enhanced upwelling of Southern Ocean Si-rich water, and accompanied strong silicic acid utilisation by coastal dwelling diatoms, during Marine Isotope Stage 3 (60-40 kyr). This pulse of strong silicic acid utilisation was followed by a weakening of upwelling and coastal diatom Si utilisation into MIS2, before an increase in pelagic diatom Si utilisation across the deglaciation. We combine our findings with mass balance model experiments to show that changes in surface water silica cycling through time are a function of both upwelling intensity and utilisation changes, illustrating the sensitivity of EBUs to climatic change on glacial-interglacial scales.

1 Introduction

Marine productivity by diatoms represents up to half of the total fixation of organic matter in the oceans and plays a key role in uptake of carbon dioxide (CO_2) from the atmosphere (Tréguer et al., 2018). Large-scale oceanic circulation is a first-order control on the present-day supply of dissolved silicon (silicic acid or DSi) to surface waters that is essential for diatom growth. In the modern ocean, the burial of biogenic silica (opal) is localized in regions characterised by a supply of DSi-rich waters: the

Southern Ocean (SO), subarctic Pacific, and in Eastern Boundary Upwellings, EBUs (Ragueneau et al., 2000). The Benguela Upwelling System (BUS; Fig. 1) in the SE Atlantic is one of the major EBUs, and is the under the influence of DSi-rich SO waters (Berger and Wefer, 1996; Berger et al., 2002). Quantification of BUS Si production in the Late Quaternary is important for understanding the functioning of this highly-productive EBU, and the sensitivity of the strong and dynamic biological production to changes in wind-driven mixing and SO leakage and ventilation (Hendry and Brzezinski, 2014).

The silicic acid leakage hypothesis (SALH) postulates that shifts in the leakage (i.e. export) of DSi, relative to other nutrients, within Antarctic Intermediate Water (AAIW; Fig. 1) could occur on glacial-interglacial timescales as a result of changes in SO diatom physiology and silicification due to alleviation of iron stress from dust supply (Brzezinski et al., 2002). The northward supply of waters with a higher DSi-to-nitrate ratio via AAIW during full glacials would promote low latitude diatom growth at the expense of other non-siliceous phytoplankton. **This assemblage shift would result in a weakening of the carbonate pump and a change in seawater alkalinity that would contribute** to atmospheric $p\text{CO}_2$ drawdown (Matsumoto and Sarmiento, 2008). Opal burial and geochemical archives show that DSi leakage during the last glacial maximum (LGM) is variable, with some evidence for this mechanism in the South Pacific (Chase et al., 2003; Rousseau et al., 2016), but patchy opal burial response in the Equatorial Pacific (Kienast et al., 2006). In the Atlantic, there is stronger evidence that DSi leakage and opal production was higher during the deglacial rather than the LGM (Hendry et al., 2016; Meckler et al., 2013). The impact of DSi leakage on opal burial during the deglacial is heterogeneous, both in the Atlantic and Pacific (Bradtmiller et al., 2006, 2007; Dubois et al., 2010), suggesting that ventilation of DSi-rich waters is required to promote diatom growth (Hendry and Brzezinski, 2014). **However, as yet there are no published archives of silicon cycling under full glacial conditions south of the subantarctic front. Furthermore, very few archives have been published over this time period from lower latitudes, although one record highlights potential SO leakage and increase in AAIW DSi in Marine Isotope Stage (MIS) 3/4 in the tropical NW Atlantic (Griffiths et al., 2013).** Analogous to carbon cycling, siliceous production can be considered as two interconnected processes: net utilisation is the proportion of DSi taken up by diatoms to form opal in ocean surface waters, and export production is the opal that sinks out of the surface waters into the deep (Ragueneau et al., 2000). However, when reconstructing marine siliceous primary production, the only evidence available is the opal buried as siliceous remains of microorganisms within marine sediments. Understanding the link between surface DSi utilisation, recycling, and export of opal is important to understand ecosystem function and organic matter sequestration. The stable Si isotopic composition (denoted in per mil relative to standard NBS28/RM8546 by $\delta^{29}\text{Si}$ or more commonly $\delta^{30}\text{Si}$, Equ. 1, 2) of opal provides an archive of DSi utilisation, given the preferential uptake of lighter Si isotopes during diatom biomineralisation (De La Rocha et al., 1997).

$$\delta^{29}\text{Si}(\text{‰}) = \left(\frac{\left(\frac{^{29}\text{Si}}{^{28}\text{Si}} \right)_{\text{Sample}}}{\left(\frac{^{29}\text{Si}}{^{28}\text{Si}} \right)_{\text{NBS28}}} - 1 \right) \times 1000 \quad (1)$$

$$\delta^{30}\text{Si}(\text{‰}) = \left(\frac{\left(\frac{^{30}\text{Si}}{^{28}\text{Si}} \right)_{\text{Sample}}}{\left(\frac{^{30}\text{Si}}{^{28}\text{Si}} \right)_{\text{NBS28}}} - 1 \right) \times 1000 \quad (2)$$

55 Culture studies and field observations indicate that diatoms discriminate Si isotopes by a fractionation factor, ϵ , of approximately -1.1 ‰, although estimates for this value range from -0.4 to -2.5 ‰ (Hendry and Brzezinski, 2014, & references therein). The application of this utilisation proxy is complicated by several unknowns: changes in the initial isotopic composition of ambient seawater through time (Horn et al., 2011); potential seasonal and ecological bias (Swann et al., 2017); and potential species-specific fractionation of Si isotopes in mixed assemblages (Sutton et al., 2013). Here, we present the first late
60 Quaternary $\delta^{30}\text{Si}$ records from the BUS during the full glacial conditions of Marine Isotope Stage (MIS) 4 to the late Holocene, overcoming these challenges by using only two large centric species from a well-documented sediment core. We will use these records, together with a simple box model, to reconstruct past changes in seawater composition and DSi supply through time.

2 Material and Methods

65 Gravity core GeoB3606-1 was collected in the SE Atlantic Ocean (BUS, Fig. 1, 25°28'S, 13°05'E, 1785 m water depth), providing an exceptionally high-resolution paleoclimatic archive of nutrient conditions, productivity, and sea surface temperature (SST) variations off Namibia for the past 70 kyr (McKay et al., 2016; Romero et al., 2015, 2003; Romero, 2010; Shukla and Romero, 2018, Supplemental Material). The robust age model for core GeoB3606-1 has been published elsewhere (Romero, 2010; Romero et al., 2015), with additional radiocarbon dates from (McKay et al., 2016). [The radiocarbon ages of all samples](#)
70 [were converted into calendar years, and a new age model \(McKay et al., 2016\) was created using the OXCAL 4.2 program with the marine calibration curve MARINE13 \(Reimer et al., 2013\).](#) High-resolution counts of diatom valves, bulk biogenic components, planktonic and benthic foraminifera stable isotopes and alkenone-based SST have been previously published (Romero, 2010; Romero et al., 2015; McKay et al., 2016). At site GeoB3606-1, diatoms are the main contributors to the opal fraction. The highest diatom accumulation rate and exceptionally high values of opal (up to 45 wt.%), as well as the strongest millennial and sub-millennial scale wt.% fluctuations, occurred from 70 and 30 kyr (Fig. 2). [Changes in nutrient supply as a result of enhanced mixing of the uppermost water column, indicated by reduced SSTs as reconstructed from alkenone archives, are unlikely to fully explain variations in diatom productivity alone \(Romero et al., 2015\). The inverse correlation between the relative abundance of the Antarctic diatom *Fragilariopsis kerguelensis* and the alkenone-based SST variations \(Fig. 2\) in GeoB3606-1 from 70 to 30 kyr suggests a combination of enhanced DSi-rich SO water invasion and stronger wind-driven](#)
75 [mixing respectively](#) during this interval of high opal burial (Romero et al., 2003; Shukla and Romero, 2018). The warming
80

of the last deglaciation (19-13 kyr, Fig. 2) suggests, in contrast, stratification of the uppermost water column, accompanied by a distinctive shift in the diatom assemblage from an upwelling-dominated to a non-upwelling community (Fig. 2), and an increase of calcareous production (Romero et al., 2003).

To better understand these past changes, and deconvolve interactions between DSi supply, utilisation in surface waters and burial in sediments, we constructed a record of $\delta^{30}\text{Si}$ from hand-picked specimens of *Actinocyclus curvatus* and *Coscinodiscus radiatus* at site GeoB3606-1 (Fig. 2). Single specimen (or mono-generic) $\delta^{30}\text{Si}$ diatom archives have previously been constructed to assess Si utilisation in particular environments, and reliably record different absolute values and trends compared to measurements from bulk or other siliceous fractions (Doering et al., 2016a, b; Hendry et al., 2014; Xiong et al., 2015). *A. curvatus* is a coastal diatom, mainly thriving in shallow, hemipelagial waters bathing the uppermost slope off Namibia. According to multiyear sediment trap studies off Mauritania, *A. curvatus* has a higher contribution to the diatom community before and after the main upwelling season (Romero and Fischer, 2017). *C. radiatus* is a common component of planktonic assemblages of tropical and subtropical hemi- to pelagial marine areas (Romero and Fischer, 2017). Compared to *A. curvatus*, it represents a more “pelagial” signal. However, both species can be considered as occupying niches outside of the main upwelling zone. Both diatoms are “petri dish-shaped” and can be considered “large”: diameter up to 200-220 μm (Hasle et al., 1996). Their valves are significantly larger than that of upwelling diatoms (resting spores of *Chaetoceros*, up to 25-30 μm length) and other coastal planktonic taxa (25-50 μm). This also means that one *A. curvatus* or *C. radiatus* valve contains possibly 10 to 20 times more opal than the delicate spores of *Chaetoceros* and consume relatively large amounts of DSi in the build-up of their valves compared to coastal upwelling diatoms.

As both species grow away from the major upwelling zone, their isotopic compositions (denoted by $\delta^{30}\text{Si}_{CA}$ for *Coscinodiscus/Actinocyclus*) will reflect a combination of the initial composition of the ambient water, and their DSi utilisation. Utilisation by both species is unlikely to have a quantitative impact on ambient seawater composition, due to very low overall abundances throughout the record (Romero et al., 2003). Instead, the $\delta^{30}\text{Si}_{CA}$ will reflect utilisation by the dominant upwelling species (resting spores of *Chaetoceros* spp.).

2.1 Laboratory methods

A. curvatus and *C. radiatus* valves were hand-picked from washed and sieved sediments. Valves of the two diatom species were combined to allow for enough material and because the species diatoms are indistinguishable under a low-magnification binocular microscope (note that low MIS2 data resolution was due to limited valve availability). They were the two only large centric diatoms present in the washed/sieved samples of GeoB3606-1. The picked diatoms were transferred to cleaned Teflon vials and any organic material was removed by drying down in concentrated nitric acid (in-house twice-distilled HNO_3) on a hotplate. The diatoms were dissolved in a strong alkaline solution (0.4M sodium hydroxide Analar) at 100°C overnight. The resulting solution was diluted two-fold in 18 M $\Omega\cdot\text{cm}$ Milli-Q water and acidified using 6N hydrochloric acid (in-house twice-distilled HCl) to reach a pH of 2-3. The samples were then purified using cation exchange resin (Georg et al., 2006). Analysis of silicon and magnesium isotopes (^{28}Si , ^{29}Si , ^{30}Si , ^{24}Mg , ^{25}Mg , and ^{26}Mg) was carried out in a pilot study by

115 Multi-Collector Inductively-Coupled Plasma Mass Spectrometry (Cassarino et al., 2018; Hendry et al., 2015) at the University of Bristol (Thermo Neptune). Further analyses were carried out using similar methodology at the NERC Isotope Geosciences Laboratory.

Each sample was filtered, prior to isotopic analysis, to remove any fine particles, which may have eluted off the cation exchange column during the purification stage (Millex-LG, 0.2 μm , PTFE syringe filter, Millipore). Samples and reference materials were
120 acidified using HCl (to a concentration of 0.05M, using twice quartz distilled acid) and sulphuric acid (to a concentration of 0.003M, using Romil Ultra Purity Acid). This was done following the recommendations of Hughes et al. (2011), the principle being that swamping both samples and reference materials, above and beyond the natural abundance of Cl^- and SO_4^{2-} , will evoke a similar mass bias response in each. Finally, all samples are doped with 300ppb magnesium (Mg, Alfa Aesar Spectra-Pure). Spiking with an external element of known isotopic composition allows the data to be monitored and corrected for the
125 effects of instrument induced mass bias (Cardinal et al., 2003).

In order to resolve isobaric interferences, principally $^{14}\text{N}^{16}\text{O}^+$ at mass 30, samples were analysed using the medium mass-resolution capability of a Thermo Scientific Neptune Plus [MC-ICP-MS](#), operated in wet-plasma mode. Instrument and sampling details are summarised in Table 1. Using the instrumental parameters outlined, a sensitivity of approximately 4.5V/ppm was obtained. Data were acquired using a dynamic, two sequence acquisition (see Tables 1 and 2 for full operating conditions).
130 Faraday amplifier gains were measured at the beginning of each analytical session. Data were collected in 1 block of 25 ratios, with a resulting analysis time of approximately 12 minutes per sample (including the sample uptake and stabilisation time of 90 seconds). Blanks were measured on the sample make-up acid (0.05M HCl, 0.003M H_2SO_4) using a shortened version of the acquisition procedure above (1 block of 10 ratios). An on-line background correction was made, with the values obtained for the blank acid subtracted from each succeeding sample. Isotope ratios were calculated using following Equ. 1 and 2.

135 Reference standards were run to assess the accuracy and precision of the technique (NIGL diatomite $\delta^{30}\text{Si} +1.20 \pm 0.16 \text{‰}$ (2SD, n = 12); Bristol diatomite $+1.30 \pm 0.07 \text{‰}$ (2SD internal error, n = 1); Bristol LMG08 sponge standard $-3.43 \pm 0.08 \text{‰}$ (2SD internal error, n = 1)), in good agreement with published values (Reynolds et al., 2007; Hendry et al., 2011). Complete replicate measurements were carried out from three different horizons, and reproduced within 0.04 to 0.39 ‰, indicating the natural level of isotopic heterogeneity within a sediment sample. The $\delta^{29}\text{Si}$ and $\delta^{30}\text{Si}$ values of standards and samples
140 showed mass dependent behaviour (slope of 3-isotope plot of 0.50 ± 0.06 , consistent with equilibrium or kinetic fractionation; Reynolds et al. (2007)). The procedural blank was below the level of detection.

2.2 Modelling

A two-box model “thought experiment” was devised in MATLAB to investigate changes in upwelling and biological productivity between simulated MIS3 and late MIS3/MIS2 conditions, based on De La Rocha and Bickle (2005). The model
145 comprised a surface box (area 100km x 100km, with variable depth), and a deep box (water column height 2500m, area 100km x 100km). [There is no evidence for a significant fluvial input along the Namibian coast during the late Quaternary \(Shi et al.,](#)

2001). As such, relatively low terrestrial DSi inputs were set as a constant in the model. The conditions are described in Table 3.

150 A “MIS3” spin up is run for 50 thousand years to reach steady-state, with a deep surface box (100m). Biological production efficiency (i.e. proportion of available DSi used by diatoms) was set high at 90%, strong SO input (approximately 1.5 x modern) and export efficiency of 50% (similar to modern). DSi input is set at 70 μM with a $\delta^{30}\text{DSi}$ of +1.2 ‰, reflecting low utilisation in the SO during periods of silicon leakage. Note that although culture studies of *Chaetoceros brevis* revealed a fractionation factor of -2.09 ‰ during growth (Sutton et al., 2013), the fractionation during *Chaetoceros* resting spore formation is unknown so the bulk diatom fractionation is set at -1.1 ‰. Conditions are then changed to simulate the transition into late MIS3/MIS2 (‘MIS2’): SO input is dropped to modern concentrations and isotopic composition and biological production efficiency is decreased, and the volume of the surface box is decreased. To test the sensitivity of the system systematically, each of the following parameters was altered one at a time: utilisation of diatoms, proportion of SO input, [DSi] of SO input, upwelling rate, and volume of the surface box.

160

3 Results and Discussion

The downcore $\delta^{30}\text{Si}_{CA}$ values range from -1.5 to +1.5 ‰, with the lightest isotopic compositions after 39 kyr and the heaviest between 40-50 kyr and after 12 kyr (Fig. 2; supplementary data table).

The model output values after 2000 years are shown in Fig. 3. These experiments reveal that $\delta^{30}\text{Si}_{CA}$ was somewhat sensitive to changes in SO input of [DSi], and upwelling rate, with reasonable variation within the model of these parameters allowing for a change in $\delta^{30}\text{Si}_{CA}$ of approximately 0.4 ‰ in each case. Changing the surface box volume could achieve a change in $\delta^{30}\text{Si}_{CA}$ of approximately 0.8 ‰. Values of $\delta^{30}\text{Si}_{CA}$ were most sensitive to utilisation (a drop from near complete utilisation to 10% utilisation resulted in a decrease in $\delta^{30}\text{Si}_{CA}$ of 1.1 ‰). However, the very isotopically light compositions (where $\delta^{30}\text{Si}_{CA} < 0$ ‰) observed in the downcore archive were not achieved by altering only a single parameter at a fixed diatom fractionation factor.

170

3.1 Diatom utilisation intervals in the BUS for the past 70 kyr

Using a combination of the new isotopic records, together with published values for opal accumulation and diatom assemblage composition, we can recognise four main intervals within our $\delta^{30}\text{Si}_{CA}$ DSi utilisation archive (Fig. 4).

175

3.1.1 Marine Isotope Stage (MIS) 4 (70-60 kyr)

During MIS 4, $\delta^{30}\text{Si}_{CA}$ values are relatively high (approximately +1.5 ‰) but exhibit a pronounced excursion from 70-63 kyr towards lighter isotopic compositions, reaching a minimum of approximately 0 ‰ at 66 kyr. Cooler SSTs indicate a pulse

of upwelling, accompanied by an increase in diatom accumulation, coincident with this excursion. This suggests that there
180 was a transient period of relatively low utilisation by the dominant small-sized *Chaetoceros* spp. as upwelling and export of
opal intensified into the early MIS3. In addition to upwelling of marine sources, strong trade winds could also have promoted
diatom productivity through the supply of DSi and trace nutrients to surface waters via dust, given the drier conditions on land
(Shi et al., 2001; Pichevin et al., 2005).

185 3.1.2 Early MIS 3 (60-40 kyr)

The early MIS3 is characterised by high but variable $\delta^{30}\text{Si}_{CA}$, ranging between +0.5 and +1.5 ‰. These high $\delta^{30}\text{Si}_{CA}$ values
are accompanied by an increase in *F. kerguelensis* and low SST, indicative of strong utilisation together with a greater input of
DSi-rich SO water and intense upwelling.

Strong *Chaetoceros* utilisation would have reduced the concentration of pre-formed DSi exported away from the shelf and up-
190 permost slope waters towards the *A. curvatulus* and *C. radiatus* habitats (hemipelagial and pelagial). Not only was *Chaetoceros*
production high because of the rate of supply of DSi to coastal waters, but also because they were able to use a high proportion
of this available DSi. High opal burial is also found during this time interval in sediments from the Eastern Equatorial Pacific
(Kienast et al., 2006), perhaps indicating that this mechanism could have been active in other upwelling zones in the open
ocean during MIS3. A similar mechanism may also have been active in the BUS during the Plio-Pleistocene (Etourneau et al.,
195 2012).

The time lag (approximately 10 kyr) between the decline in diatom accumulation and $\delta^{30}\text{Si}_{CA}$ could be due to a decrease in
the DSi concentration of the supplied water after 49 kyr (i.e. a decline in SO water, indicated by the decrease of *F. kerguelensis*
abundance, Fig. 2). High utilisation of waters with a lower DSi concentration would result in lower total opal production and
would also potentially contribute towards higher $\delta^{30}\text{Si}_{CA}$ values due to prior Si isotopic enrichment of the water. The resolu-
200 tion of $\delta^{30}\text{Si}_{CA}$ samples also declines into MIS 3 and MIS2, as a result of low diatom abundance, which limits our ability to
link temporally the diatom utilisation and opal production throughout this period.

3.1.3 Late MIS 3 to 2 (40-15 kyr)

By the late MIS3, the $\delta^{30}\text{Si}_{CA}$ record starts to decline towards lower values, reaching the lowest value of -1.5 ‰ by the
205 end of MIS2 (Fig 2). Weakening upwelling (trends to higher SST) occurred at the same time as the decline towards lower
 $\delta^{30}\text{Si}_{CA}$ values, which points towards a significant decrease in utilisation as well as low opal production: as less DSi was being
supplied from the SO, diatoms generally decline in abundance. A weak anti-correlation between the size and concentration of
F. kerguelensis valves at GeoB3606-1 during the late MIS3 (Shukla and Romero, 2018) could indicate an increase in growth
rates of these diatoms resulting from a higher Fe availability in the SO due to an enhanced supply of dust (Martínez-García
210 et al., 2014). Alleviation of Fe limitation in the SO could also have caused a decrease in the DSi-to-nitrate uptake ratio of
diatoms and, so, a relative enrichment of DSi in SO waters exported to the lower latitudes (Brzezinski et al., 2002). Although

upwelling conditions in surface waters overlying the lower slope off SW Africa became less favourable for diatom production, the strength of the trade winds remained strong during MIS2 (Shi et al., 2001), indicating that lower latitude dust supply is a secondary control on diatom activity in the Late Quaternary in the SE Atlantic. The decreased delivery of DSi into the SE Atlantic around 17 kyr led to the floral shift at GeoB3606-1 (Fig. 2E). Higher CaCO₃ (lower opal) values at GeoB3606-1 from late MIS2 to the mid/late Holocene (Romero et al., 2015) indicate a shift in predominant nutrients toward Si-depleted waters. Following the lessened sea ice cover in the SO (Crosta et al., 2005), and the lowered input of Fe south of the Polar Front due to weakened wind intensity during the last deglaciation (Kohfeld et al., 2005; Sijp and England, 2008), DSi was mainly consumed in waters south of the Subantarctic Front and became mostly trapped in underlying sediments (Brzezinski et al., 2002; Bradtmiller et al., 2009). This scenario corresponds to the present-day dynamics of production and sedimentation of biogenic particulates in the southern BUS (Romero, 2010), where coccolithophorids dominate primary production over diatoms.

3.1.4 MIS 1 (15 kyr to present)

MIS1 is characterised by a return to higher $\delta^{30}\text{Si}_{CA}$ values (approximately 0 to +1.5 ‰), similar to MIS4 and early MIS3 (Fig. 2A), suggesting a return to high DSi utilisation. The dominance of open-ocean, warm-water diatoms, coupled with low diatom and opal accumulation throughout MIS1, has been interpreted to reflect the predominance of DSi-poor water masses at 25° in the BUS (Romero, 2010). At the same time as the decline in upwelling intensity (from SST and diatom assemblage), and overall low SO water contribution, our new isotope record shows a step change into MIS1 to higher $\delta^{30}\text{Si}_{CA}$ values, similar to MIS3/4 (Fig. 2). This suggests that there was an increase in pelagic diatom utilisation, despite lessened DSi availability and weakened mixing. This is potentially also coupled with a reduction in DSi concentration and accompanying increase in initial seawater Si isotopic composition. A drop in *Chaetoceros* utilization (of a less enriched DSi water supply, supplied at a lower rate) will result in more DSi being exported offshore from the upwelling zone. **This export would result in a higher DSi availability for the (hemi) pelagic diatoms**, which will thrive under more favourable conditions. The high MIS1 $\delta^{30}\text{Si}_{CA}$ values are likely, possibly for the first time in the record, to reflect the utilisation by pelagic diatoms, including both *A. curvatulus* and *C. radiatus*.

3.2 Exploring changes to the BUS silica cycle

Our downcore record reveals strong variability in silicon isotope systematics in the BUS over the late Quaternary, which is challenging to interpret by simple changes one of the many different potential environmental driving mechanisms (e.g. upwelling intensity, biological productivity, oceanic end-member compositions). To quantify the potential sensitivity of the BUS to these different driving mechanisms, we have constructed a mass balance **thought-experiment based** on a two-box model. DSi enters the system from rivers into the surface box and via ‘upwelling’ inputs (i.e. SO water) into the deep box. The deep and shallow boxes are joined by DSi fluxes, and opal is produced by diatoms in the surface box (assuming utilisation efficiency and preservation), fractionating Si isotopes by -1.1 ‰ (De La Rocha et al., 1997). The experiments highlight that either a change

245 in input seawater composition or a reduction in utilisation alone are unlikely to be able to drive the large downcore shifts in $\delta^{30}\text{Si}_{CA}$ shifts (approximately 3 ‰), and some other additional feedback mechanism, coupling inputs and biological uptake, is required. A combination of changes in upwelling intensity, stratification, seawater input and utilisation can act together to change the isotopic differentiation of shallow and deep-water masses. The experiment results also indicate that, in order to achieve the extremely low $\delta^{30}\text{Si}_{CA}$ values observed downcore, isotopic fractionation during DSi uptake by *A. curvatulus* and
250 *C. radiatus* is likely to be greater than generally assumed, up to -2 ‰, as observed in some diatom cultures of other species (Sutton et al., 2013).

3.3 Response of the BUS to silicic acid leakage

In addition to informing on silica cycling within the BUS ecosystem, our downcore silicon isotope archive provides broader
255 insight into the SALH. We deduce from the $\delta^{30}\text{Si}_{CA}$ record that there was strong but variable upwelling of Si-rich waters during MIS4 and MIS3, consistent with an interpretation that SO water leaked into the eastern basin of the South Atlantic at this time. If correct, this interpretation would further suggest that this Si-enriched AAIW could have been exported throughout the Atlantic, given the reconstructed shifts in BUS upwelling and utilisation are coincident in time with previous downcore evidence of silica leakage into the western basin during MIS3/4 (Griffiths et al., 2013). This silica leakage did not appear to
260 drive strong diatom production throughout the Atlantic, however, and only influenced diatom production in any significant way in the eastern basin, where the thermocline was sufficiently shallow (Abrantes, 2000; Flores et al., 2000; Abrantes, 2003). Despite this, the silica leakage could have driven an increase in diatom production relative to other phytoplankton groups in regions of the eastern Atlantic basin. The resulting alkalinity shift would have contributed to the drop in atmospheric CO_2 observed in ice cores and the decline into full glacial conditions and so supporting the SALH (Matsumoto and Sarmiento,
265 2008). However, we would suggest that physical oceanographic changes are likely to be largely responsible for the decline in CO_2 during MIS4, which occurred over a much shorter timescale than both the changes in silica cycling within the BUS and the evidence for silica leakage in the eastern basin (Griffiths et al., 2013; Thornalley et al., 2013). Furthermore, the export of Si-enriched SO waters did not last the duration of the last glaciation, and began to decline into late MIS3/MIS2 (i.e. into the LGM) again arguing against a key driving role for biological carbon uptake in controlling atmospheric CO_2 .

270

3.4 Implications for Paleonutrients and Productivity

The cycling of Si in surface waters, and the relationship with organic matter production, will be a function of both net production (utilisation efficiency and recycling) and export. EBU are generally characterised by high utilisation and export, with rapid turnover. However, the intensity of upwelling and nutrient composition of upwelled waters through time are likely to be
275 sensitive to climate forcings, and will impact the balance between utilisation and export, the availability of preformed DSi, and the coupling between Si and C cycles (Romero et al., 2003; Romero, 2010; Hendry and Brzezinski, 2014). Using a combination of $\delta^{30}\text{Si}$, diatom assemblages, opal accumulation, and alkenone-based SST allows investigation of how the diatom

community was using supplied DSi in the surface waters during periods of rapid climate variations in low-latitude EBUs. We have shown that this approach can be successfully used in the BUS to produce a continuous record across full glacial conditions to investigate the impact of SO leakage and ventilation on diatom production in surface waters. This approach is a promising means to assess the impact of water mass variations on Si cycling by diatoms in other environmental settings, where downcore diatom assemblages have already been recorded. Upwelling areas (e.g. Equatorial regions and frontal zones) are ideal targets, given their sensitivity to rapid changes in ocean mixing and subsurface nutrient supply. By carefully selecting identifiable and well-constrained diatom species for isotopic analysis, DSi utilisation and production can be quantified more robustly, without uncertainties arising from [seasonality or ecological niche conditions](#).

Data availability. All data are available for download at <https://doi.pangaea.de/10.1594/PANGAEA.921237>

Author contributions. OR and KH devised the study, KH and VP carried out the isotope analyses. All authors were involved in the preparation of the manuscript

290 *Competing interests.* The authors declare that they have no conflict of interest.

Acknowledgements. The authors would like to thank Stephanie Bates for help in the laboratory and Gregory de Souza for advice on box modelling; KH is supported by the Royal Society (URF/R/180021 and RG130386). OER is supported by DFG grant RO3039/9-1. Lisa Mehring is acknowledged for her work in preparing samples for Si measurements.

References

- 295 Abrantes, F.: 200 000 yr diatom records from Atlantic upwelling sites reveal maximum productivity during LGM and a shift in phytoplankton community structure at 185 000 yr, *Earth and Planetary Science Letters*, 176, 7–16, 2000.
- Abrantes, F.: A 340,000 year continental climate record from tropical Africa—news from opal phytoliths from the equatorial Atlantic, *Earth and Planetary Science Letters*, 209, 165–179, 2003.
- Berger, W. and Wefer, G.: Expeditions into the past: paleoceanographic studies in the South Atlantic, in: *The South Atlantic*, pp. 363–410, 300 Springer, 1996.
- Berger, W. H., Lange, C. B., and Wefer, G.: Upwelling history of the Benguela-Namibia system: A synthesis of Leg 175 results, in: *Proceedings of the ocean drilling program, scientific results*, vol. 175, pp. 1–103, Ocean Drilling Program College Station, TX, 2002.
- Bradtmiller, L., Anderson, R., Fleisher, M., and Burckle, L.: Diatom productivity in the equatorial Pacific Ocean from the last glacial period to the present: A test of the silicic acid leakage hypothesis, *Paleoceanography*, 21, 2006.
- 305 Bradtmiller, L., Anderson, R., Fleisher, M., and Burckle, L.: Opal burial in the equatorial Atlantic Ocean over the last 30 kyr: Implications for glacial-interglacial silica distribution, *Paleoceanography*, 22, 2007.
- Bradtmiller, L., Anderson, R., Fleisher, M., and Burckle, L.: Comparing glacial and Holocene opal fluxes in the Pacific sector of the Southern Ocean. *Paleoceanography* 24, PA2214, 2009.
- Brzezinski, M. A., Pride, C. J., Franck, V. M., Sigman, D. M., Sarmiento, J. L., Matsumoto, K., Gruber, N., Rau, G. H., and Coale, K. H.: A 310 switch from Si (OH) 4 to NO₃- depletion in the glacial Southern Ocean, *Geophysical research letters*, 29, 5–1, 2002.
- Cardinal, D., Alleman, L. Y., de Jong, J., Ziegler, K., and André, L.: Isotopic composition of silicon measured by multicollector plasma source mass spectrometry in dry plasma mode, *Journal of Analytical Atomic Spectrometry*, 18, 213–218, 2003.
- Cassarino, L., Coath, C. D., Xavier, J. R., and Hendry, K. R.: Silicon isotopes of deep sea sponges: new insights into biomineralisation and skeletal structure., *Biogeosciences*, 15, 2018.
- 315 Chase, Z., Anderson, R. F., Fleisher, M. Q., and Kubik, P. W.: Accumulation of biogenic and lithogenic material in the Pacific sector of the Southern Ocean during the past 40,000 years, *Deep Sea Research Part II: Topical Studies in Oceanography*, 50, 799–832, 2003.
- Crosta, X., Shemesh, A., Etourneau, J., Yam, R., Billy, I., and Pichon, J.: Nutrient cycling in the Indian sector of the Southern Ocean over the last 50,000 years, *Global Biogeochemical Cycles*, 19, 2005.
- De La Rocha, C. and Bickle, M. J.: Sensitivity of silicon isotopes to whole-ocean changes in the silica cycle, *Marine Geology*, 217, 267–282, 320 2005.
- De La Rocha, C. L., Brzezinski, M. A., and DeNiro, M. J.: Fractionation of silicon isotopes by marine diatoms during biogenic silica formation, *Geochimica et Cosmochimica Acta*, 61, 5051–5056, 1997.
- Doering, K., Ehlert, C., Grasse, P., Crosta, X., Fleury, S., Frank, M., and Schneider, R.: Differences between mono-generic and mixed diatom silicon isotope compositions trace present and past nutrient utilisation off Peru, *Geochimica et Cosmochimica Acta*, 177, 30–47, 2016a.
- 325 Doering, K., Erdem, Z., Ehlert, C., Fleury, S., Frank, M., and Schneider, R.: Changes in diatom productivity and upwelling intensity off Peru since the Last Glacial Maximum: Response to basin-scale atmospheric and oceanic forcing, *Paleoceanography*, 31, 1453–1473, 2016b.
- Dubois, N., Kienast, M., Kienast, S., Calvert, S. E., François, R., and Anderson, R. F.: Sedimentary opal records in the eastern equatorial Pacific: It is not all about leakage, *Global Biogeochemical Cycles*, 24, 2010.
- Etourneau, J., Ehlert, C., Frank, M., Martinez, P., and Schneider, R.: Contribution of changes in opal productivity and nutrient distribution in 330 the coastal upwelling systems to Late Pliocene/Early Pleistocene climate cooling, 2012.

- Flores, J.-A., Bárcena, M., and Sierro, F.: Ocean-surface and wind dynamics in the Atlantic Ocean off Northwest Africa during the last 140 000 years, *Palaeogeography, Palaeoclimatology, Palaeoecology*, 161, 459–478, 2000.
- Georg, R. B., Reynolds, B. C., Frank, M., and Halliday, A. N.: New sample preparation techniques for the determination of Si isotopic compositions using MC-ICPMS, *CHEMICAL GEOLOGY*, 235, 95–104, <https://doi.org/10.1016/j.chemgeo.2006.06.006>, 2006.
- 335 Griffiths, J. D., Barker, S., Hendry, K. R., Thornalley, D. J., van de Fliedert, T., Hall, I. R., and Anderson, R. F.: Evidence of silicic acid leakage to the tropical Atlantic via Antarctic Intermediate Water during Marine Isotope Stage 4, *Paleoceanography*, 28, 307–318, 2013.
- Hasle, G. R., Syvertsen, E. E., Steidinger, K. A., Tangen, K., and Tomas, C. R.: *Identifying marine diatoms and dinoflagellates*, Elsevier, 1996.
- Hendry, K., Swann, G. E., Leng, M. J., Sloane, H. J., Goodwin, C., Berman, J., and Maldonado, M.: Silica stable isotopes and silicification
340 in a carnivorous sponge *Asbestopluma* sp., *Biogeosciences*, 12, 3489–3498, 2015.
- Hendry, K. R. and Brzezinski, M. A.: Using silicon isotopes to understand the role of the Southern Ocean in modern and ancient biogeochemistry and climate, *Quaternary Science Reviews*, 89, 13–26, 2014.
- Hendry, K. R., Leng, M. J., Robinson, L. F., Sloane, H. J., Blusztjan, J., Rickaby, R. E., Georg, R. B., and Halliday, A. N.: Silicon isotopes in Antarctic sponges: an interlaboratory comparison, *Antarctic Science*, 23, 34–42, 2011.
- 345 Hendry, K. R., Robinson, L. F., McManus, J. F., and Hays, J. D.: Silicon isotopes indicate enhanced carbon export efficiency in the North Atlantic during deglaciation, *Nature communications*, 5, 1–9, 2014.
- Hendry, K. R., Gong, X., Knorr, G., Pike, J., and Hall, I. R.: Deglacial diatom production in the tropical North Atlantic driven by enhanced silicic acid supply, *Earth and Planetary Science Letters*, 438, 122–129, 2016.
- Horn, M. G., Beucher, C. P., Robinson, R. S., and Brzezinski, M. A.: Southern ocean nitrogen and silicon dynamics during the last deglaciation, *Earth and Planetary Science Letters*, 310, 334–339, 2011.
- 350 Kienast, S., Kienast, M., Jaccard, S., Calvert, S., and François, R.: Testing the silica leakage hypothesis with sedimentary opal records from the eastern equatorial Pacific over the last 150 kyrs, *Geophysical Research Letters*, 33, 2006.
- Kohfeld, K. E., Le Quéré, C., Harrison, S. P., and Anderson, R. F.: Role of marine biology in glacial-interglacial CO₂ cycles, *Science*, 308, 74–78, 2005.
- 355 Martínez-García, A., Sigman, D. M., Ren, H., Anderson, R. F., Straub, M., Hodell, D. A., Jaccard, S. L., Eglinton, T. I., and Haug, G. H.: Iron fertilization of the Subantarctic Ocean during the last ice age, *Science*, 343, 1347–1350, 2014.
- Matsumoto, K. and Sarmiento, J.: A corollary to the silicic acid leakage hypothesis. *Paleoceanography* 23: PA2203, 2008.
- McKay, C., Filipsson, H. L., Romero, O. E., Stuut, J.-B., and Björck, S.: The interplay between the surface and bottom water environment within the Benguela Upwelling System over the last 70 ka, *Paleoceanography*, 31, 266–285, 2016.
- 360 Meckler, A. N., Sigman, D. M., Gibson, K. A., François, R., Martínez-García, A., Jaccard, S. L., Röhl, U., Peterson, L. C., Tiedemann, R., and Haug, G. H.: Deglacial pulses of deep-ocean silicate into the subtropical North Atlantic Ocean, *Nature*, 495, 495–498, 2013.
- Pichevin, L., Cremer, M., Giraudeau, J., and Bertrand, P.: A 190 ky record of lithogenic grain-size on the Namibian slope: Forging a tight link between past wind-strength and coastal upwelling dynamics, *Marine Geology*, 218, 81–96, 2005.
- Ragueneau, O., Tréguer, P., Leynaert, A., Anderson, R., Brzezinski, M., DeMaster, D., Dugdale, R., Dymond, J., Fischer, G., François, R., et al.: A review of the Si cycle in the modern ocean: recent progress and missing gaps in the application of biogenic opal as a paleoproductivity proxy, *Global and Planetary Change*, 26, 317–365, 2000.
- 365 Reimer, P. J., Bard, E., Bayliss, A., Beck, J. W., Blackwell, P. G., Ramsey, C. B., Buck, C. E., Cheng, H., Edwards, R. L., Friedrich, M., et al.: IntCal13 and Marine13 radiocarbon age calibration curves 0–50,000 years cal BP, *radiocarbon*, 55, 1869–1887, 2013.

- Reynolds, B. C., Aggarwal, J., Andre, L., Baxter, D., Beucher, C., Brzezinski, M. A., Engstrom, E., Georg, R. B., Land, M.,
370 Leng, M. J., Opfergelt, S., Rodushkin, I., Sloane, H. J., van den Boorn, S. H. J. M., Vroon, P. Z., and Cardinal, D.: An inter-
laboratory comparison of Si isotope reference materials, *JOURNAL OF ANALYTICAL ATOMIC SPECTROMETRY*, 22, 561–568,
<https://doi.org/10.1039/b616755a>, 2007.
- Romero, O.: Changes in style and intensity of production in the Southeastern Atlantic over the last 70,000 yr, *Marine Micropaleontology*,
74, 15–28, 2010.
- 375 Romero, O., Mollenhauer, G., Schneider, R. R., and Wefer, G.: Oscillations of the siliceous imprint in the central Benguela Upwelling System
from MIS 3 through to the early Holocene: the influence of the Southern Ocean, *Journal of Quaternary Science*, 18, 733–743, 2003.
- Romero, O., Crosta, X., Kim, J.-H., Pichevin, L., and Crespín, J.: Rapid longitudinal migrations of the filament front off Namibia (SE
Atlantic) during the past 70 kyr, *Global and Planetary Change*, 125, 1–12, 2015.
- Romero, O. E. and Fischer, G.: Shift in the species composition of the diatom community in the eutrophic Mauritanian coastal upwelling:
380 Results from a multi-year sediment trap experiment (2003–2010), *Progress in oceanography*, 159, 31–44, 2017.
- Rousseau, J., Ellwood, M. J., Bostock, H., and Neil, H.: Estimates of late Quaternary mode and intermediate water silicic acid concentration
in the Pacific Southern Ocean, *Earth and Planetary Science Letters*, 439, 101–108, 2016.
- Shi, N., Schneider, R., Beug, H.-J., and Dupont, L. M.: Southeast trade wind variations during the last 135 kyr: evidence from pollen spectra
in eastern South Atlantic sediments, *Earth and Planetary Science Letters*, 187, 311–321, 2001.
- 385 Shukla, S. K. and Romero, O. E.: Glacial valve size variation of the Southern Ocean diatom *Fragilariopsis kerguelensis* preserved in the
Benguela Upwelling System, southeastern Atlantic, *Palaeogeography, Palaeoclimatology, Palaeoecology*, 499, 112–122, 2018.
- Sijp, W. P. and England, M. H.: The effect of a northward shift in the southern hemisphere westerlies on the global ocean, *Progress in
Oceanography*, 79, 1–19, 2008.
- Sutton, J. N., Varela, D. E., Brzezinski, M. A., and Beucher, C. P.: Species-dependent silicon isotope fractionation by marine diatoms,
390 *Geochimica et Cosmochimica Acta*, 104, 300–309, 2013.
- Swann, G. E., Pike, J., Leng, M. J., Sloane, H. J., and Snelling, A. M.: Temporal controls on silicic acid utilisation along the West Antarctic
Peninsula, *Nature communications*, 8, 1–8, 2017.
- Thornalley, D. J., Barker, S., Becker, J., Hall, I. R., and Knorr, G.: Abrupt changes in deep Atlantic circulation during the transition to full
glacial conditions, *Paleoceanography*, 28, 253–262, 2013.
- 395 Tréguer, P., Bowler, C., Moriceau, B., Dutkiewicz, S., Gehlen, M., Aumont, O., Bittner, L., Dugdale, R., Finkel, Z., Iudicone, D., et al.:
Influence of diatom diversity on the ocean biological carbon pump, *Nature Geoscience*, 11, 27, 2018.
- Xiong, Z., Li, T., Algeo, T., Doering, K., Frank, M., Brzezinski, M. A., Chang, F., Opfergelt, S., Crosta, X., Jiang, F., et al.: The silicon
isotope composition of *Ethmodiscus rex* laminated diatom mats from the tropical West Pacific: Implications for silicate cycling during the
Last Glacial Maximum, *Paleoceanography*, 30, 803–823, 2015.

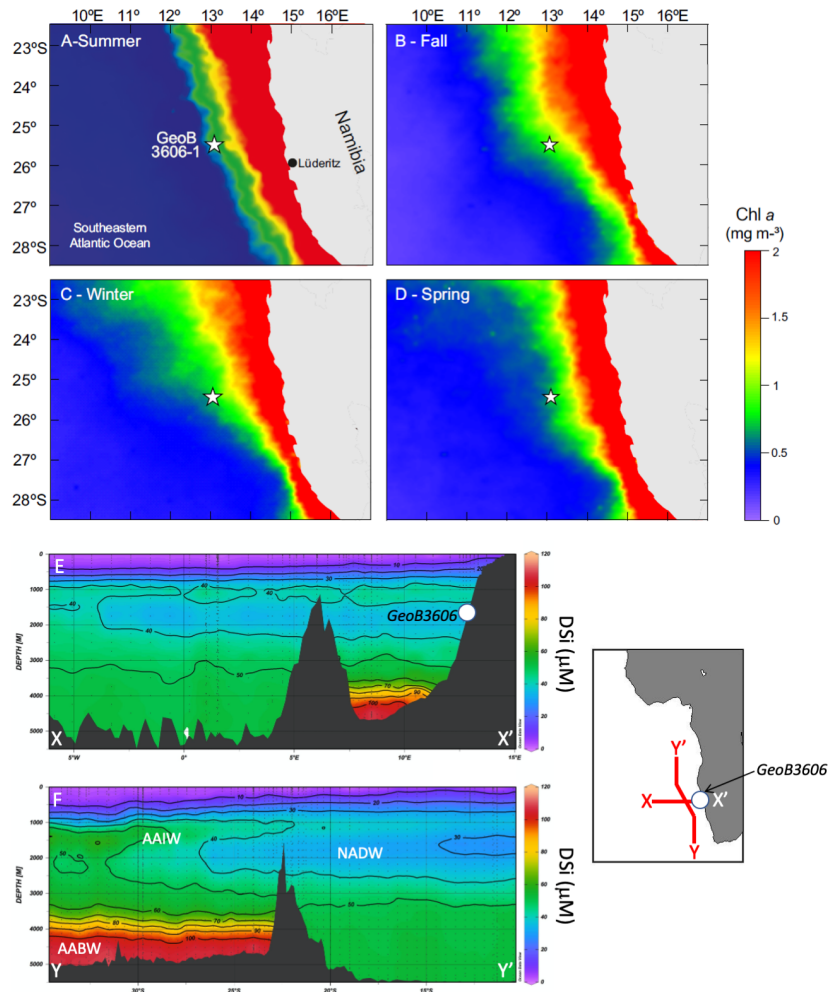


Figure 1. Location of the study site GeoB3606-1 (white star) in the Benguela Upwelling System. Seasonally averaged concentration of chlorophyll a (mg m^{-3}) for (A) January-March (austral summer), (B) April-June (austral fall), (C) July-September (austral winter), and (D) October-December (austral spring) from the years 1998-2009 in 9 by 9 km resolution (Goddard Space Flight Center, <http://oceancolor.gsfc.nasa.gov/SeaWiFS>). (E-F) Sections showing DSI near the core location site in the modern Atlantic. A: west-east transect (X-X'); B: south-north transect (Y-Y'). Transects shown by red lines in insert; approximate core location shown by circle.

Figure 2
Hendry et al.

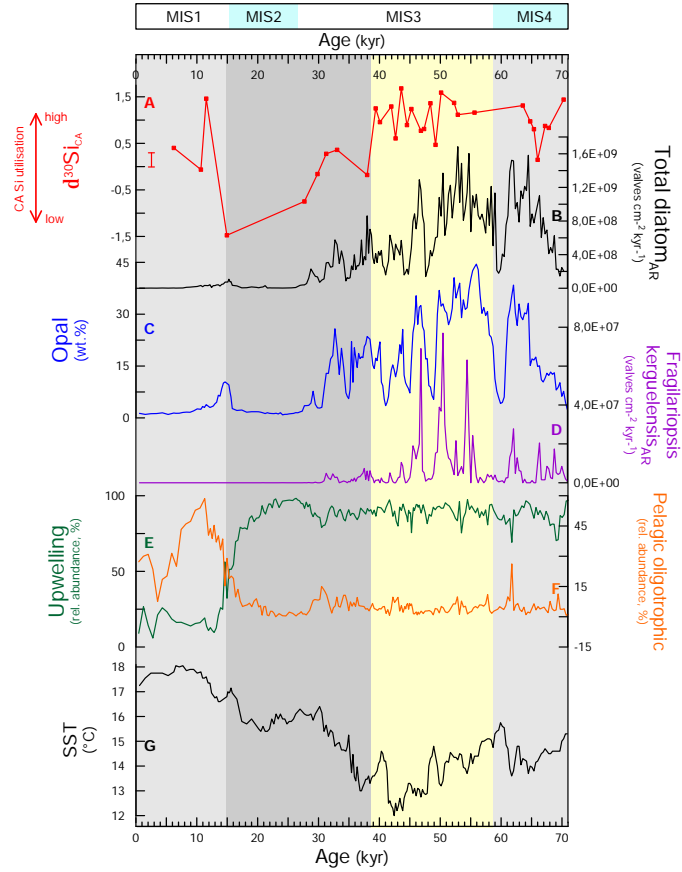


Figure 2. Comparison between diatom silicon isotope records and other archives from GeoB3606-1. A: $\delta^{30}\text{Si}_{CA}$ records from large diatoms *C. radiatus* and *A. curvatulus* (error bar shows long term reproducibility based on repeat measurements of reference standards, $\pm 2\text{SD}$); B: total diatom accumulation rate; C: opal weight percent; D: abundance of Antarctic diatom *F. kerguelensis*; E: relative abundance of diatom species characterising coastal upwelling; F: relative abundance of diatom species characterising open ocean/pelagic conditions; G: alkenone-based sea surface temperatures (SST) (published data from MacKay et al., 2016; Romero, 2010; Romero et al., 2003, 2015). Vertical shaded bars highlight the time-periods discussed in section 3.1.

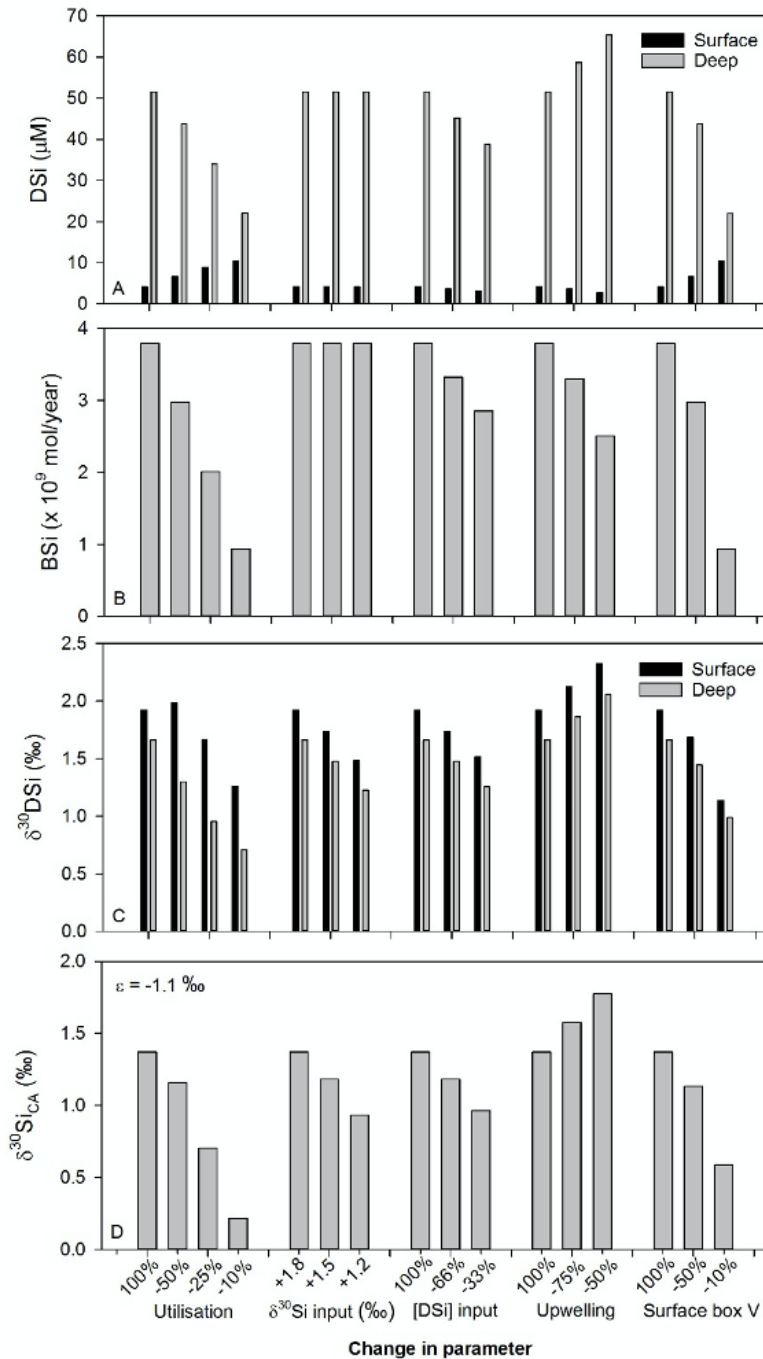


Figure 3. Model output results from the two-box model experiments. Each experiment shows the impact on different output parameters from changing one aspect of the model configuration (biological utilisation by dominant diatom species, isotopic and [DSi] composition of input waters reflecting a change in SO waters, upwelling strength, and the volume of the surface box): A) seawater [DSi] in the surface and deep box; B) opal production by dominant species; C) the isotopic composition of DSi in the surface and deep box; and D) the isotopic composition of the pelagic diatoms, *C. radiatus* and *A. curvatulus* ($\delta^{30}\text{Si}_{CA}$).

Figure 4
Hendey et al.

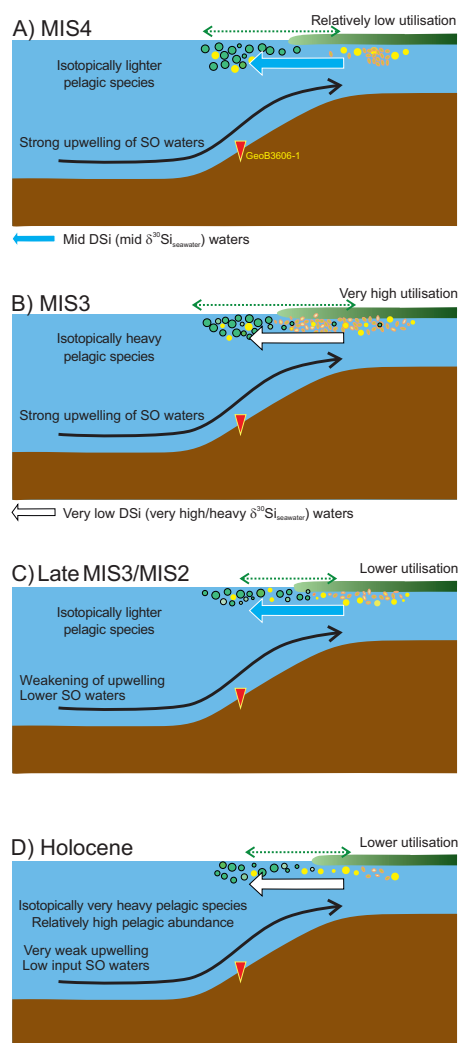


Figure 4. Schematics of Si cycling in the BUS at each time interval of the GeoB3606-1 record. A: MIS4; B: Early MIS3; C: Late MIS3/MIS2; D: MIS1 (Holocene). Full circles represent valves of *A. curvatus* and *C. radiatus*, while small elliptic forms represent resting spores of *Chaetoceros*. Blue arrows represent the movement of DSi-rich surface waters; white arrows represent the movement of DSi-poor surface waters. See main text for discussion.

Table 1. Summary of Neptune Plus operating conditions.

Forward power	1200W
Reflected power	<2W
Plasma gas	16 l/min
Auxiliary gas flow	0.8 l/min
Nebuliser carrier gas flow	1.1 l/min
Nebuliser	ESI PFA-50 (50 μ l/min uptake rate)
Spray chamber	Thermo Fisher Stable Sample Introduction (SSI) quartz dual cyclonic
Type of detector	Faraday (10 ¹¹ Ω resistors)
Torch	Demountable glass torch with quartz injector
Cones	Thermo Fisher nickel 'H' sample and skimmer
Sample uptake time	90 seconds
Wash time between samples	10 minutes

Table 2. Summary of the acquisition method used for Si isotope analysis.

	Low 4 cup	Low 3 cup	Axial cup	High 3 cup	High 4 cup	Integration time/(s)	Magnet Settle time /(s)
Sequence 1		^{28}Si	^{29}Si	^{30}Si		16.8	3
Sequence 1	^{24}Mg		^{25}Mg		^{26}Mg	8.4	3

Table 3. Conditions in the box model.

The surface box is fed from upwelling waters from the deep box. Waters also escape the surface box laterally;

The deep box is fed from incoming waters from the SO and waters escape by upwelling to the surface;

Upwelling rate set at 4×10^{13} L per year;

Silicon enters the surface box from river run off (set at an estimated 1×10^6 mol/year) and from upwelling;

Bulk opal BSi (by dominant upwelling species) is produced in the surface box and results in isotopic fractionation ($\varepsilon = -1.1 \text{ ‰}$);

Biological production efficiency (or utilisation) and export efficiency are adjustable. Sedimentary preservation is fixed at 3.5%;

Coscinodiscus/Actinocyclus consume residue (with the same relative utilisation as the other diatoms) DSi after bulk opal production, assumed to follow an open model for fractionation.
