

## ***Interactive comment on “Sub-millennial climate variability during MIS 11 revealed by high resolution EPICA Dome C isotopic data – a comparison with the Holocene” by K. Pol et al.***

**K. Pol et al.**

katy.pol@lsce.ipsl.fr

Received and published: 1 March 2011

Please find attached the revised version of our manuscript and associated figures.

Please also note the supplement to this comment:

<http://www.clim-past-discuss.net/6/C1511/2011/cpd-6-C1511-2011-supplement.pdf>

Interactive comment on Clim. Past Discuss., 6, 1777, 2010.

Full Screen / Esc

Printer-friendly Version

Interactive Discussion

Discussion Paper

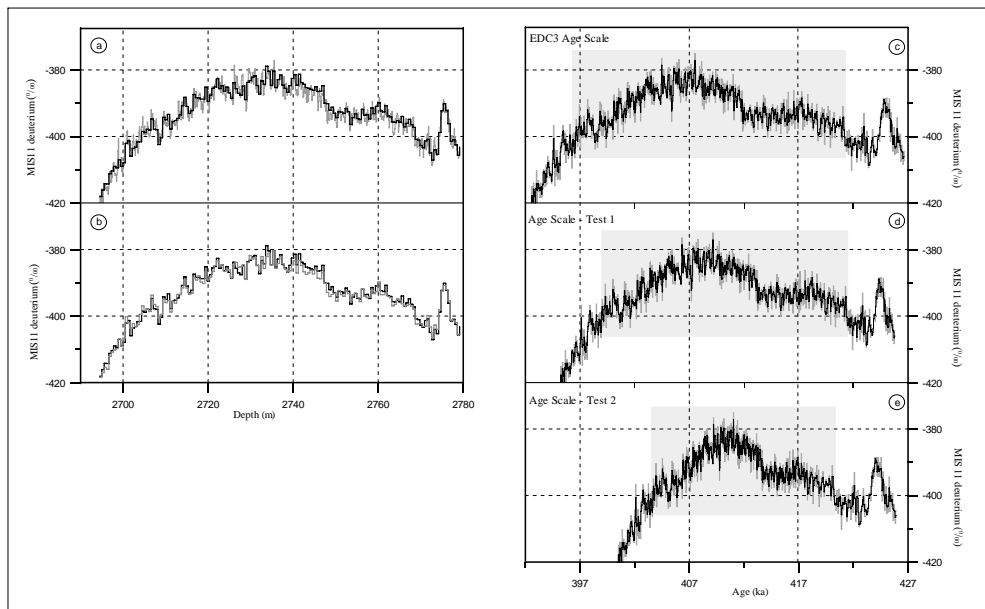
Interactive  
Comment

Fig. 1. Pol\_Manuscript\_Fig\_1

Full Screen / Esc

Printer-friendly Version

Interactive Discussion

Discussion Paper



Interactive  
Comment

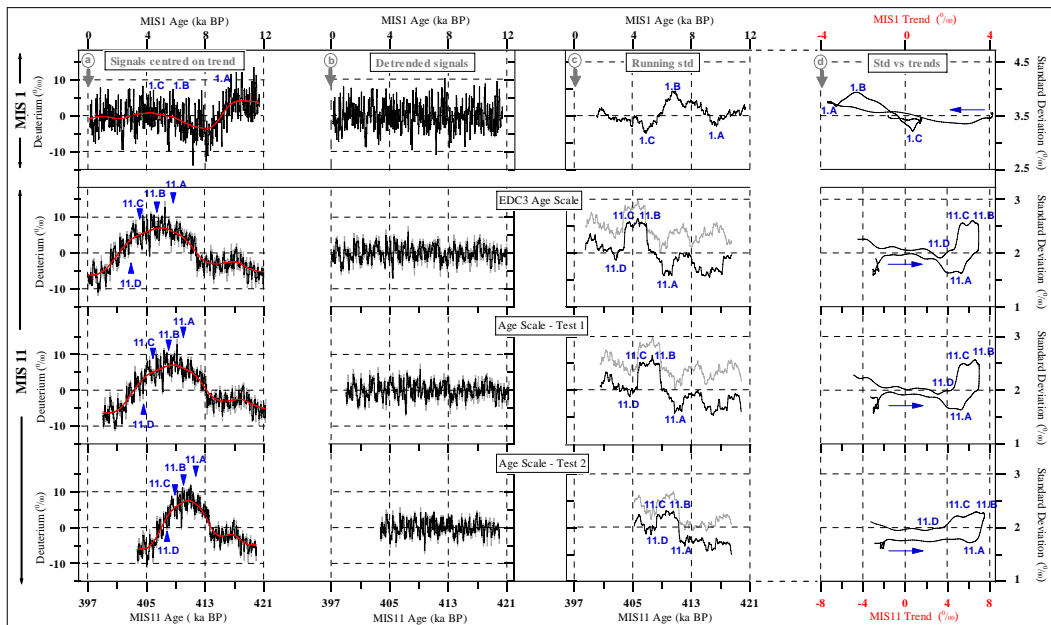


Fig. 2. Pol\_Manuscript\_Fig\_II

Full Screen / Esc

Printer-friendly Version

Interactive Discussion

Discussion Paper

## MIS 1 and 11 continuous wavelet analysis

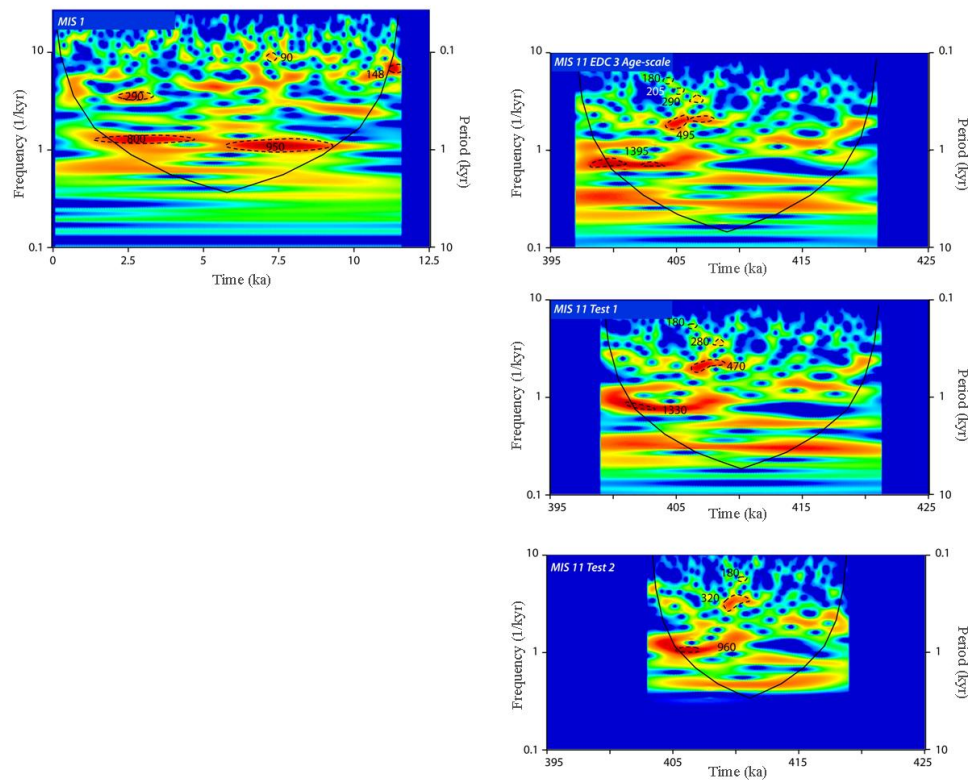
Interactive  
Comment

Fig. 3. Pol\_Manuscript\_Fig\_III

Full Screen / Esc

Printer-friendly Version

Interactive Discussion

Discussion Paper