



## Impact of the oceanic geothermal heat flux on a glacial ocean state

M. Ballarotta et al.

# Impact of the oceanic geothermal heat flux on a glacial ocean state

**M. Ballarotta<sup>1,2</sup>, F. Roquet<sup>3,2</sup>, S. Falahat<sup>4,2</sup>, Q. Zhang<sup>1,2</sup>, and G. Madec<sup>5,6</sup>**

<sup>1</sup>Department of Physical Geography, Stockholm University, Stockholm, Sweden

<sup>2</sup>Bolin Centre for Climate Research, Stockholm University, Stockholm, Sweden

<sup>3</sup>Department of Meteorology, Stockholm University, Stockholm, Sweden

<sup>4</sup>Department of Environmental Science and Analytical Chemistry, Stockholm University, Stockholm, Sweden

<sup>5</sup>Sorbonne Universités (UPMC, Université Paris 06)-CNRS-IRD-MNHN, LOCEAN Laboratory, Paris, France

<sup>6</sup>National Oceanography Centre, Southampton, Marine Systems Modelling Group, Southampton, UK

Received: 6 July 2015 – Accepted: 17 July 2015 – Published: 10 August 2015

Correspondence to: M. Ballarotta (maxime.ballarotta@natgeo.su.se)

Published by Copernicus Publications on behalf of the European Geosciences Union.

Title Page

## Abstract

## Introduction

## Conclusions

## References

## Tables

## Figures



[Back](#)

Close

Full Screen / Esc

[Printer-friendly Version](#)

## Interactive Discussion



## Abstract

The oceanic geothermal heating (OGH) has a significant impact on the present-day ocean state, but its role during glacial periods, when the ocean circulation and stratification were different from those of today, remains poorly known. In the present study, we analyzed the response of the glacial ocean to OGH, by comparing ocean simulations of the Last Glacial Maximum (LGM,  $\sim 21$  ka ago) including or not geothermal heating. We found that applying the OGH warmed the Antarctic Bottom Waters (AABW) by  $\sim 0.4^\circ\text{C}$  and increased the abyssal circulation by 15 to 30 % north of  $30^\circ\text{S}$  in the deep Pacific and Atlantic basins. The geothermally heated deep waters were then advected toward the Southern Ocean where they upwelled to the surface due to the Ekman transport. The extra heat transport towards Antarctica acted to reduce the amount of sea ice contributing to the freshening of the whole AABW overturning cell. The global amount of salt being conserved, this bottom freshening induced a salinification of the North Atlantic and North Pacific surface and intermediate waters, contributing to the deepening of the North Atlantic Deep Water. This indirect mechanism is responsible for the largest observed warming, found in the North Atlantic deep western boundary current between 2000 and 3000 m (up to  $2^\circ\text{C}$ ). The characteristic time scale of the ocean response to the OGH corresponds to an advective time scale (associated with the overturning of the AABW cell) rather than a diffusive time scale. The OGH might facilitate the transition from a glacial to an inter-glacial state but its effect on the deep stratification seems insufficient to drive alone an abrupt climate change.

## 1 Introduction

The oceanic geothermal heating (OGH) is the heat flux through the sea floor which is generated by the internal heat content of the lithosphere. This flux is maximum near the oceanic ridges or underwater volcanic regions and is minimum ( $\sim 50\text{ mW m}^{-2}$ ) in

CPD

11, 3597–3624, 2015

## Impact of the oceanic geothermal heat flux on a glacial ocean state

M. Ballarotta et al.

Title Page

Abstract

Introduction

Conclusions

References

Tables

Figures

◀

▶

◀

▶

Back

Close

Full Screen / Esc

Printer-friendly Version

Interactive Discussion



the abyssal plains (see e.g. Stein and Stein, 1992; Davies and Davies, 2010; Goutorbe et al., 2011).

The importance of the OGH as a heat source for the ocean system has long been controversial. Although the ocean is largely heated and thermally driven at the surface, several recent studies suggest that the OGH can also affect the ocean dynamic and heat budget (Scott et al., 2001; Adcroft et al., 2001; Emile-Geay and Madec, 2009; Hofmann and Maqueda, 2009; Urakawa and Hasumi, 2009; Hieronymus and Nycander, 2012; Mashayek et al., 2013; de Lavergne et al., 2015). By applying spatially constant or variable heat flux in Ocean General Circulation Models (OGCMs) forced with the present day climate, it is shown that the OGH is a significant forcing that can weaken the stability of the water column, warm the bottom water and strengthen the thermohaline circulation ( $\sim 5$  Sv,  $\text{Sv} = 10^6 \text{ m}^3 \text{ s}^{-1}$ ).

Sparse observations suggest that the high oceanic heat fluxes are important factors causing regional bottom water changes on centennial time scale, such as the observed thermal change in the abyssal subarctic Pacific Ocean (Joyce et al., 1986) and in the deep Eurasian Basin of the Arctic ocean (Björk and Winsor, 2006), or the rapid deep water renewal associated with spreading centres (Detrick et al., 1974; Hautala et al., 2005). A recent study based on laboratory experiment supports the strong effect of the OGH on local scale but minimises its impact on the thermohaline circulation and the turbulent mixing (Zhou et al., 2014).

From a paleo-climate perspective, the abrupt release of potential energy due to the accumulation of OGH in the deep ocean is invoked for explaining the rapid temperature variations observed in reconstructions of the last glacial cycles based on ice and sediment cores (Adkins et al., 2005). It is also postulated that the OGH could have a large impact on the glacial overturning circulation and the deep water properties, such as the deep  $\text{CO}_2$  storage. A climate simulation of the Neoproterozoic Era ( $\sim 700$  Ma ago), when the Earth was entirely covered by ice (the so-called Snowball Earth), reveals that the ocean is not stagnant and that the OGH may be a driver of its dynamic in decreasing the density of the abyssal waters, enhancing the convective vertical mixing and

CPD

11, 3597–3624, 2015

## Impact of the oceanic geothermal heat flux on a glacial ocean state

M. Ballarotta et al.

Title Page

Abstract

Introduction

Conclusions

References

Tables

Figures

◀

▶

◀

▶

Back

Close

Full Screen / Esc

Printer-friendly Version

Interactive Discussion





# Impact of the oceanic geothermal heat flux on a glacial ocean state

M. Ballarotta et al.

Title Page

Abstract

Introduction

Conclusions

References

Tables

Figures

◀

▶

◀

▶

Back

Close

Full Screen / Esc

Printer-friendly Version

Interactive Discussion



diffusivity coefficients required to model the vertical mixing were computed from the Turbulent Kinetic Energy (TKE) turbulent closure model (Gaspar et al., 1990; Blanke and Delecluse, 1993; Madec, 2008). The NEMO model uses the TEOS-10 equation of state (Roquet et al., 2015). The parameterisation of the mesoscale eddy-induced turbulence was established by the Gent and McWilliams (1990) formulation, which associates an eddy-induced velocity to the isoneutral diffusion. The ocean is coupled to the Louvain-La-Neuve Ice Model LIM2 (Fichefet and Maqueda, 1997; Timmermann et al., 2005) which solves the thermodynamic growth and decay of the sea ice, the sea ice dynamic and its transport.

NEMO-LIM2 was initialised at rest and with the temperature, salinity and sea-ice fields averaged over the last 100 years of a 4000 years long LGM experiment carried out with the MPI-OM coupled model (Zhang et al., 2013). The surface boundary conditions are computed using the CORE bulk formulae (Large and Yeager, 2004) and the atmospheric fields from a LGM quasi-equilibrated climate model experiment (Brande- felt and Otto-Bliesner, 2009). Note that no restoring sea surface salinity term was applied but the freshwater budget was constrained to have an instantaneous zero global mean value. A more exhaustive presentation of the experimental setup and boundary conditions can be found in Ballarotta et al. (2013a).

For the present study, we designed a reference experiment (REF) without OGH at the sea floor. In a second experiment (GH), spatially varying OGH fluxes were applied as the bottom boundary condition. Following Emile-Geay and Madec (2009), the OGH is computed from the age of the bedrock. We assumed that the OGH flux during the LGM was the same as today, since it is estimated from the age of the bedrocks expressed in million of years and that the LGM continental plate arrangement was similar to the modern day condition. The total energy input from the OGH forcing is 29.9 TW ( $\text{TW} = 10^{12} \text{ W}$ ) and the mean value over the ocean is  $\sim 88 \text{ mW m}^{-2}$ . This OGH forcing modifies the heat content by changing the temperature trend in the model grid boxes just above the ocean floor.



# Impact of the oceanic geothermal heat flux on a glacial ocean state

M. Ballarotta et al.

Title Page

Abstract

Introduction

Conclusions

References

Tables

Figures

◀

▶

◀

▶

Back

Close

Full Screen / Esc

Printer-friendly Version

Interactive Discussion



The impact of the OGH on the zonal mean temperature and salinity patterns is shown in Fig. 2e–h. The temperature differences are significant at all depth except in the upper 200 m where the temperature variability is strong and mainly controlled by the atmospheric state. The North Atlantic cooling found in Fig. 1 is mainly associated with colder surface water in the Nordic Seas (up to 0.7 °C colder) and with the intrusion of colder Antarctic Intermediate Water (AAIW) in the South Atlantic basin (up to 1.3 °C colder). The deep temperatures in the Atlantic Ocean are up to 1.3 °C warmer, particularly between 1500 and 3000 m in the deep western boundary current (Fig. 3), and between 30 and 45° N. In the Indo-Pacific basin, the layer below 1500 m is up to 0.4 °C warmer and the surface layer is slightly colder (0.1 °C colder) in the North Pacific basin and ~ 0.3 °C warmer in the South Pacific. The salinity differences are significant at all depth and the patterns are relatively similar between the Atlantic and the Indo-Pacific basins: the Antarctic Bottom Water (AABW) is ~ 0.1 PSU fresher in GH than in REF whereas the upper layer is between 0.1 and 0.3 PSU saltier.

These differences in the temperature and salinity patterns modify the sea-water density (Fig. 4). The AABW becomes less dense (the density decreases by ~ 0.2 kg m<sup>-3</sup> in the Indo-Pacific, 0.3 kg m<sup>-3</sup> in the Atlantic) due to warming and freshening, whereas the density increases up to 0.3 kg m<sup>-3</sup> in the thermocline due to colder and more saline waters. The stratification is hence increased by ~ 3 % near 2250 m and is reduced by ~ 3 % near 3250 m (not shown).

## 3.2 Impact of the geothermal heat flux on the thermohaline circulation

Most paleo-climate studies investigate the thermohaline circulation in the latitude-depth coordinates. A better description of the circulation is however found in latitude-density coordinates (Döös, 1994; Döös and Webb, 1994; Ballarotta et al., 2013b). Ballarotta et al. (2014) have also shown that the strength of the glacial overturning strongly depends on the choice of coordinate system. Therefore, we present hereafter the meridional overturning circulation (MOC) in latitude-density coordinates, more precisely  $\sigma_4$  (i.e., referenced to 4000 m), in order to better capture and compare the abyssal circu-



lation. Because the OGH affects the ocean's density structure, subtracting the stream-functions latitude-density coordinates is meaningless. It is however possible to identify the maximum of the AABW transport at each latitude, as well as the density where the waters are formed. The MOC in latitude-depth coordinates is presented and discussed in the Appendix for the reader who is not familiar with the MOC in latitude-density coordinates.

The annual mean effective (Eulerian mean + eddy induced velocities) MOC in latitude-density coordinates is shown in Fig. 5, for REF and GH. In the Southern Ocean, relatively dense waters ( $\sigma_4 > 46.2 \text{ kg m}^{-3}$ ) are formed between  $60$  and  $80^\circ \text{ S}$ . These waters are then transported almost adiabatically up to  $40^\circ \text{ N}$ . The OGH intensifies the AABW cell by  $15\text{--}30\%$  (from  $20.5 \text{ Sv}$  in REF to  $23.4 \text{ Sv}$  in GH in the Southern Ocean,  $3.0$  to  $3.7 \text{ Sv}$  in the Atlantic basin,  $6.3$  to  $8.4 \text{ Sv}$  in the Indo-Pacific basin) and shifts the maximum overturning towards lighter density classes (from  $\sigma_4 \sim 47.8 \text{ kg m}^{-3}$  to  $\sigma_4 \sim 47.6 \text{ kg m}^{-3}$ ). The transport associated with the North Atlantic Deep Water (NADW) is  $\sim 4 \text{ Sv}$  stronger in GH than in REF along the  $46.5\text{--}46.7 \text{ kg m}^{-3}$  isopycnals and the maximum of the North Atlantic overturning is  $11\%$  larger in GH ( $17.2 \text{ Sv}$ ) than in REF ( $15.4 \text{ Sv}$ ). The MOC in latitude-density coordinates also shows the denser NADW in GH than in REF. Associated with it, the volume of the AABW in the Atlantic basin is eroded by  $\sim 15\%$  in GH than in REF after  $6000$  model years (Fig. 6) when the layer below  $1500 \text{ m}$  is warmed by  $\sim 0.3^\circ \text{ C}$ . In the Indo-Pacific basin, the volume of the AABW is slightly larger ( $0.3\%$ ).

### 3.3 Impact on the northward heat transport

The annual mean effective (computed from Eulerian mean + eddy induced velocities) northward heat transport (in  $\text{PW} = 10^{15} \text{ W}$ ) for the Global Ocean, the Atlantic basin and the Indo-Pacific basin in REF is shown in Fig. 7. In the Indo-Pacific basin, the heat transport reaches maxima of  $1$  and  $2 \text{ PW}$  at  $14^\circ \text{ N}$  and  $14^\circ \text{ S}$ , respectively, and is directed northward in the Northern Hemisphere, southward in the Southern Hemi-

CPD

11, 3597–3624, 2015

## Impact of the oceanic geothermal heat flux on a glacial ocean state

M. Ballarotta et al.

Title Page

Abstract

Introduction

Conclusions

References

Tables

Figures

◀

▶

◀

▶

Back

Close

Full Screen / Esc

Printer-friendly Version

Interactive Discussion







sponds mainly to an advective time scale (associated with the dynamic of the AABW) rather than a diffusive time scale.

## 4 Discussion

The  $\sim 0.4^{\circ}\text{C}$  warming of the abyssal ocean due to OGH is similar to the results found in simulation of the present-day climate (Adcroft et al., 2001; Emile-Geay and Madec, 2009; Hofmann and Maqueda, 2009). However, the largest temperature difference is found between 1500 and 3000 m in the Atlantic basin due to the deepening of the thermocline. This latest result coincides with the result found by Hofmann and Maqueda (2009) in their present-day climate simulations where the North Atlantic deep western boundary current warms between  $0.9$  and  $1.5^{\circ}\text{C}$ , but it contrasts from the solution found in the simulations from Adcroft et al. (2001) and Emile-Geay and Madec (2009) where the largest warming takes place in North Pacific below 3000 m depth. The mechanism, explained above, is compatible with the results found in Hofmann and Maqueda (2009). Both in our study and in Hofmann and Maqueda (2009), and in opposition to Emile-Geay and Madec (2009) and other studies, the ocean surface salinity is not relaxed towards a climatology. Therefore, the warming of the abyssal waters contributes to freshening of the Southern Ocean surface waters via the advection of heat. The large formation of AABW contributes to fresher (reduced salinity) abyssal waters. Due to the closed freshwater budget and no restoring term in the sea surface salinity in the model, the Southern Ocean freshwater supply is counter-balanced by the densification of the surface waters becoming more saline in the North Atlantic and Pacific Ocean. As a result, the AMOC is reinvigorated by the increased surface salinity.

We found that the maximum of the AMOC is  $\sim 11\text{--}15\%$  larger in GH than in REF, which is similar to the value found in simulation of the the present-day climate (Hofmann and Maqueda, 2009). This value may be considered as relatively important in light of the estimation made for the future climate scenarios (an average reduction of  $25\%$  in Meehl et al. (2007) or on short time scale, but it is relatively weak compared

CPD

11, 3597–3624, 2015

## Impact of the oceanic geothermal heat flux on a glacial ocean state

M. Ballarotta et al.

Title Page

Abstract

Introduction

Conclusions

References

Tables

Figures

◀

▶

◀

▶

Back

Close

Full Screen / Esc

Printer-friendly Version

Interactive Discussion



# Impact of the oceanic geothermal heat flux on a glacial ocean state

M. Ballarotta et al.

Title Page

Abstract

Introduction

Conclusions

References

Tables

Figures

◀

▶

◀

▶

Back

Close

Full Screen / Esc

Printer-friendly Version

Interactive Discussion



to the variation of the AMOC on climate time scale, such as the 75 % reduction with respect to LGM period during Heinrich stadial 1 (~ 15–18.5 ka ago), the 45 % reduction during the Younger Dryas stadial (~ 12 ka ago) (Ritz et al., 2013), or the values found in fresh water hosing experiments under LGM conditions (> 20 % reduction in Kageyama et al., 2013). In these experiments, the AMOC changes are linked with surface processes, such as the freshwater discharge (Heinrich, 1988; Hemming, 2004) which have a stronger and faster impact on the thermohaline circulation than the processes induced by the OGH.

Similar to Adcroft et al. (2001) and Emile-Geay and Madec (2009), we found that the impact of the OGH on the northward heat transport is weak (~ 10 %) but non-negligible, particularly in the Atlantic Ocean and in the polar regions as a result of the large scale advection of the abyssal heat content. We found that the alteration of the ocean heat transport induced by the OGH in the North Atlantic (~ 0.1 PW) is ~ 3 time larger than the total energy input provided by OGH (0.03 PW). It seems that the Southern Ocean Ekman transport prevents the accumulation of OGH in the abyssal ocean. For a salinity gradient of ~ 1 PSU, a temperature gradient of ~ 3 °C would be required to destabilise the water column (see Appendix B). In the present study, the OGH warms by ~ 0.4 °C. Therefore the OGH alone is not sufficient to destabilise the water column. It seems that OGH facilitates the transition from a glacial to an inter-glacial state by reducing the volume of saline abyssal waters by ~ 15 % and reinvigorating the North Atlantic overturning by ~ 10 %, but it is unlikely that the OGH is the only cause to abrupt climate changes.

## 5 Conclusions

In the present study, we investigated the response of the ocean to the geothermal heat flux during a glacial period, such as the LGM, when the ocean circulation and stratification were different from today. We found that the heat flux at the sea floor is a significant forcing of the deep ocean and the global thermohaline circulation. The

Antarctic Bottom Water participates in the transport of geothermally heated waters from the Indo-Pacific to the North Atlantic basin, indirectly favouring the deep convection in the North Atlantic and contributing to the deepening of North Atlantic Deep Water.

The deep ocean circulation and the OGH hence may speed up the transition from glacial to inter-glacial ocean state by reducing the volume of saline abyssal waters and reinvigorating the North Atlantic overturning. However, a new steady-state is achieved only a few thousands year after OGH is applied wherein the deep stratification, albeit weakened, remains extremely stable due to the strong salinity gradient. We thus find it unlikely that abrupt climate changes could be triggered by the action of OGH alone during the LGM period. However, the OGH should contribute significantly in the transition between glacial and inter-glacial ocean states. The OGH has a strong effect on the ventilation of the abyssal ocean and might modulate the time scale of the overturning, and in turn, the rate of CO<sub>2</sub> release from the deep ocean to the atmosphere.

Our results rely on forced (i.e. prescribed atmospheric conditions) ocean simulation of the LGM period. It thus does not account for possible ocean feedbacks on the atmosphere. Sensitivity study with fully coupled ocean-atmosphere-biochemistry simulations would be useful to assess the impact of the OGH on the global climate system.

## Appendix A: Impact of the geothermal heat flux on the thermohaline circulation in latitude-depth coordinates

A In this section, we present the annual mean effective (Eulerian mean + eddy induced velocities) meridional overturning circulation (MOC) in latitude-depth coordinates (Fig. 8a, b). The structure of the LGM thermohaline circulation agrees with the recent findings derived from multiple paleo-proxies (Curry, 2005; Marchitto and Broecker, 2006; Lynch-Stieglitz et al., 2007; Evans and Hall, 2008; Tagliabue et al., 2009; Gherardi et al., 2009; Lippold et al., 2012; Adkins, 2013). The circulation representative of the North Atlantic Deep Water (NADW) in the upper 2000 m has a maximum transport of ~ 17 Sv at 900 m depth near 35° N. It is slightly stronger and shall-

CPD

11, 3597–3624, 2015

## Impact of the oceanic geothermal heat flux on a glacial ocean state

M. Ballarotta et al.

Title Page

Abstract

Introduction

Conclusions

References

Tables

Figures

◀

▶

◀

▶

Back

Close

Full Screen / Esc

Printer-friendly Version

Interactive Discussion



lower than in present-day simulations with same NEMO-ORCA2 model (Emile-Geay and Madec, 2009; Lecoindre, 2009; Brodeau et al., 2010), due to a larger intrusion of the AABW in the Atlantic basin.

The difference in the MOC between GH and REF is shown in Fig. 8c, d for the Atlantic and Indo-Pacific basins. The impact of the OGH on the thermohaline circulation is statistically significant (based on a  $t$  test,  $p$  value less than 5 %) in the Atlantic basin, in the Southern Ocean, in the Arctic basin below 1000 m and in the Indo-Pacific basin below 3000 m. The volume transport in the downwelling branch and the deep current of the NADW is up to 5.6 Sv larger. It is mainly associated with the deepening of the NADW in the GH experiment. The maximum of the AMOC is  $\sim 15$  % larger in GH (20 Sv) than in REF (17 Sv). In the Southern Ocean, the volume transport is  $\sim 4$  Sv larger in upwelling branch of the Deacon Cell, between 34 and 60° S. Note that the Deacon Cell is fictitious and mainly appears in latitude-depth coordinates. The Southern Ocean overturning circulation is better described in latitude-density coordinates than in latitude-depth coordinates (Döös, 1994; Döös and Webb, 1994; Ballarotta et al., 2013b), because it removes the fictitious Deacon Cell. The volume transport is  $\sim 4.1$  Sv larger in the deep AABW cell between 45 and 25° S and near Antarctica. In the North Atlantic and North Pacific, the volume transport in the AABW is between 1 and 2 Sv larger.

## Appendix B: Ratio between the thermal expansion coefficient ( $\alpha$ ) and the saline contraction coefficient ( $\beta$ )

The ratio between the thermal expansion coefficient ( $\alpha$ ) and the saline contraction coefficient ( $\beta$ ) is  $< \frac{1}{3} \text{ PSU}^\circ\text{C}^{-1}$  in our simulation. It corresponds to the compensation of the variation of potential temperature due to changes of salinity (McDougall, 1987). Hence, for a salinity gradient of  $\sim 1 \text{ PSU}$ , a temperature gradient of minimum  $\sim 3^\circ\text{C}$  would be required to destabilise the water column by mixing processes. In the present study, we found that the OGH warms the deep ocean by only  $0.4^\circ\text{C}$ . Therefore the OGH alone is not sufficient to abruptly destabilise the water column.

## Impact of the oceanic geothermal heat flux on a glacial ocean state

M. Ballarotta et al.

Title Page

Abstract

Introduction

Conclusions

References

Tables

Figures

◀

▶

◀

▶

Back

Close

Full Screen / Esc

Printer-friendly Version

Interactive Discussion



**Acknowledgements.** The authors acknowledge the National Supercomputer Centre at Linköping University (Sweden) for providing the computational resources to run the model. The simulations have been run on the Triolith super-computer (<https://www.nsc.liu.se/systems/triolith/>). Many thanks to Laurent Brodeau for installing the NEMO model on the Triolith platform.

## References

- Adcroft, A., Scott, J. R., and Marotzke, J.: Impact of geothermal heating on the global ocean circulation, *Geophys. Res. Lett.*, 28, 1735–1738, doi:10.1029/2000GL012182, 2001. 3599, 3606, 3607
- Adkins, J. F.: The role of deep ocean circulation in setting glacial climates, *Paleoceanography*, 28, 539–561, doi:10.1002/palo.20046, 2013. 3608
- Adkins, J. F. and Schrag, D. P.: Reconstructing Last Glacial Maximum bottom water salinities from deep-sea sediment pore fluid profiles, *Earth Planet. Sc. Lett.*, 216, 109–123, doi:10.1016/S0012-821X(03)00502-8, 2003. 3600, 3602
- Adkins, J. F., McIntyre, K., and Schrag, D. P.: The salinity, temperature, and  $\delta_{18}\text{O}$  of the glacial deep ocean, *Science*, 298, 1769–1773, doi:10.1126/science.1076252, 2002. 3600, 3602
- Adkins, J. F., Ingersoll, A., and Pasquero, C.: Rapid climate change and conditional instability of the glacial deep ocean from the thermobaric effect and geothermal heating, *Quaternary Sci. Rev.*, 24, 581–594, doi:10.1016/j.quascirev.2004.11.005, 2005. 3599
- Ahn, J. and Brook, E. J.: Atmospheric  $\text{CO}_2$  and climate on millennial time scales during the last glacial period, *Science*, 322, 83–85, doi:10.1126/science.1160832, 2008.
- Anderson, R. F., Ali, S., Bradtmiller, L. I., Nielsen, S. H. H., Fleisher, M. Q., Anderson, B. E., and Burckle, L. H.: Wind-driven upwelling in the Southern Ocean and the deglacial rise in atmospheric  $\text{CO}_2$ , *Science*, 323, 1443–1448, doi:10.1126/science.1167441, 2009.
- Ashkenazy, Y., Gildor, H., Losch, M., Macdonald, F. A., Schrag, D. P., and Tziperman, E.: Dynamics of a snowball Earth ocean, *Nature*, 495, 90–93, doi:10.1038/nature11894, 2013. 3600
- Ashkenazy, Y., Gildor, H., Losch, M., and Tziperman, E.: Ocean circulation under globally glaciated snowball Earth conditions: steady-state solutions, *J. Phys. Oceanogr.*, 44, 24–43, doi:10.1175/JPO-D-13-086.1, 2014. 3600

## Impact of the oceanic geothermal heat flux on a glacial ocean state

M. Ballarotta et al.

Title Page

Abstract

Introduction

Conclusions

References

Tables

Figures

◀

▶

◀

▶

Back

Close

Full Screen / Esc

Printer-friendly Version

Interactive Discussion



# Impact of the oceanic geothermal heat flux on a glacial ocean state

M. Ballarotta et al.

Title Page

Abstract

Introduction

Conclusions

References

Tables

Figures

◀

▶

◀

▶

Back

Close

Full Screen / Esc

Printer-friendly Version

Interactive Discussion



- Ballarotta, M., Brodeau, L., Brandefelt, J., Lundberg, P., and Döös, K.: Last Glacial Maximum world ocean simulations at eddy-permitting and coarse resolutions: do eddies contribute to a better consistency between models and palaeoproxies?, *Clim. Past*, 9, 2669–2686, doi:10.5194/cp-9-2669-2013, 2013a. 3600, 3601
- 5 Ballarotta, M., Drijfhout, S., Kuhlbrodt, T., and Döös, K.: The residual circulation of the Southern Ocean: which spatio-temporal scales are needed?, *Ocean Model.*, 64, 46–55, doi:10.1016/j.ocemod.2013.01.005, 2013b. 3603, 3609
- Ballarotta, M., Falahat, S., Brodeau, L., and Döös, K.: On the glacial and interglacial thermohaline circulation and the associated transports of heat and freshwater, *Ocean Sci.*, 10, 907–921, doi:10.5194/os-10-907-2014, 2014. 3603
- 10 Björk, G. and Winsor, P.: The deep waters of the Eurasian Basin, Arctic Ocean: geothermal heat flow, mixing and renewal, *Deep-Sea Res. Pt. I*, 53, 1253–1271, doi:10.1016/j.dsr.2006.05.006, 2006. 3599
- Blanke, B. and Delecluse, P.: Low frequency variability of the tropical atlantic ocean simulated by a general circulation model with mixed layer physics, *J. Phys. Oceanogr.*, 23, 1363–1388, 1993. 3601
- 15 Brandefelt, J. and Otto-Bliesner, B. L.: Equilibration and variability in a Last Glacial Maximum climate simulation with CCSM3, *Geophys. Res. Lett.*, 36, 1–5, doi:10.1029/2009GL040364, 2009. 3601, 3602
- 20 Brodeau, L., Barnier, B., Treguier, A.-M., Penduff, T., and Gulev, S.: An ERA40-based atmospheric forcing for global ocean circulation models, *Ocean Model.*, 31, 88–104, doi:10.1016/j.ocemod.2009.10.005, 2010. 3609
- Curry, W. B.: Glacial water mass geometry and the distribution of  $\delta^{13}\text{C}$  of  $\Sigma\text{CO}_2$  in the western Atlantic Ocean, *Paleoceanography*, 20, 1–13, doi:10.1029/2004PA001021, 2005. 3600, 3608
- 25 Davies, J. H. and Davies, D. R.: Earth's surface heat flux, *Solid Earth*, 1, 5–24, doi:10.5194/se-1-5-2010, 2010. 3599
- de Lavergne, C., Madec, G., Le Sommer, J., George Nurser, A. J., and Naveira Garabato, A. C.: On the consumption of Antarctic Bottom Water in the abyssal ocean, *J. Phys. Oceanogr.*, in revision, 2015. 3599
- 30 Detrick, R., Williams, D., Mudie, J., and Sclater, J.: The Galapagos spreading centre: bottom-water temperatures and the significance of geothermal heating, *Geophys. J. Int.*, 38, 627–637, doi:10.1111/j.1365-246X.1974.tb05433.x, 1974. 3599



# Impact of the oceanic geothermal heat flux on a glacial ocean state

M. Ballarotta et al.

Title Page

Abstract

Introduction

Conclusions

References

Tables

Figures

◀

▶

◀

▶

Back

Close

Full Screen / Esc

Printer-friendly Version

Interactive Discussion



- Döös, K.: Semianalytical simulation of the meridional cells in the Southern Ocean, *J. Phys. Oceanogr.*, 24, 1281–1293, 1994. 3603, 3609
- Döös, K. and Webb, D.: The deacon cell and the other meridional cells of the Southern Ocean, *J. Phys. Oceanogr.*, 24, 429–442, 1994. 3603, 3609
- 5 Duplessy, J. C., Shackleton, N. J., Fairbanks, R. G., Labeyrie, L., Oppo, D., and Kallel, N.: Deepwater source variations during the last climatic cycle and their impact on the global deepwater circulation, *Paleoceanography*, 3, 343–360, 1988. 3600
- Emile-Geay, J. and Madec, G.: Geothermal heating, diapycnal mixing and the abyssal circulation, *Ocean Sci.*, 5, 203–217, doi:10.5194/os-5-203-2009, 2009. 3599, 3600, 3601, 3606, 3607, 3609
- 10 Evans, H. K. and Hall, I. R.: Deepwater circulation on Blake Outer Ridge (western North Atlantic) during the Holocene, Younger Dryas, and Last Glacial Maximum, *Geochem. Geophys. Res.*, 9, Q03023, doi:10.1029/2007GC001771, 2008. 3608
- Ferrari, R., Jansen, M., Adkins, J., Burke, A., Stewart, A., and Thompson, A.: Antarctic sea ice control on ocean circulation in present and glacial climates, *P. Natl. Acad. Sci. USA*, 111, 8753–8758, doi:10.1073/pnas.1323922111, 2014.
- 15 Fichet, T. and Maqueda, M. A. M.: Sensitivity of a global sea ice model to the treatment of ice thermodynamics and dynamics, *J. Geophys. Res.*, 102, 12609–12646, doi:10.1029/97JC00480, 1997. 3601
- Gaspar, P., Grégoris, Y., and Lefevre, J.-M.: A simple eddy kinetic energy model for simulations of the oceanic vertical mixing: Tests at station papa and long-term upper ocean study site, *J. Geophys. Res.*, 95, 16179–16193, doi:10.1029/JC095iC09p16179, 1990. 3601
- Gent, P. and McWilliams, J.: Isopycnal mixing in Ocean Circulation models, *J. Phys. Oceanogr.*, 20, 150–155, doi:10.1175/1520-0485(1990)020<0150:IMIOCM>2.0.CO;2, 1990. 3601
- 25 Gherardi, J. M., Labeyrie, L., Nave, S., Francois, R., McManus, J. F., and Cortijo, E.: Glacial-interglacial circulation changes inferred from 231 Pa/230 Th sedimentary record in the North Atlantic region, *Paleoceanography*, 24, 1–14, doi:10.1029/2008PA001696, 2009. 3608
- Goutorbe, B., Poort, J., Lucazeau, F., and Raillard, S.: Global heat flow trends resolved from multiple geological and geophysical proxies, *Geophys. J. Int.*, 187, 1405–1419, doi:10.1111/j.1365-246X.2011.05228.x, 2011. 3599
- 30 Hautala, S. L., Johnson, H. P., and Bjorklund, T.: Geothermal heating and the properties of bottom water in Cascadia Basin, *Geophys. Res. Lett.*, 32, L06608, doi:10.1029/2004GL022342, 2005. 3599

# Impact of the oceanic geothermal heat flux on a glacial ocean state

M. Ballarotta et al.

Title Page

Abstract

Introduction

Conclusions

References

Tables

Figures

◀

▶

◀

▶

Back

Close

Full Screen / Esc

Printer-friendly Version

Interactive Discussion



Heinrich, H.: Origin and consequences of cyclic ice rafting in the northeast Atlantic Ocean during the past 130,000 years, *Quaternary Res.*, 29, 142–152, doi:10.1016/0033-5894(88)90057-9, 1988. 3607

Hemming, S. R.: Heinrich events: massive late Pleistocene detritus layers of the North Atlantic and their global climate imprint, *Rev. Geophys.*, 42, RG1005, doi:10.1029/2003RG000128, 2004. 3607

Hieronymus, M. and Nycander, J.: The budgets of heat and salinity in NEMO, *Ocean Model.*, 67, 28–38, doi:10.1016/j.ocemod.2013.03.006, 2012. 3599

Hofmann, M. and Maqueda, M.: Geothermal heat flux and its influence on the oceanic abyssal circulation and radiocarbon distribution, *Geophys. Res. Lett.*, 36, L03603, doi:10.1029/2008GL036078, 2009. 3599, 3606

Joyce, T. M., Warren, B. A., and Talley, L. D.: The geothermal heating of the abyssal subarctic Pacific Ocean, *Deep-Sea Res.*, 33, 1003–1015, doi:10.1016/0198-0149(86)90026-9, 1986. 3599

Kageyama, M., Merkel, U., Otto-Bliesner, B., Prange, M., Abe-Ouchi, A., Lohmann, G., Ohgaito, R., Roche, D. M., Singarayer, J., Swingedouw, D., and X Zhang: Climatic impacts of fresh water hosing under Last Glacial Maximum conditions: a multi-model study, *Clim. Past*, 9, 935–953, doi:10.5194/cp-9-935-2013, 2013. 3607

Large, W. G. and Yeager, S. S.: Diurnal to decadal global forcing for ocean and sea-ice models: the data sets and flux climatologies. NCAR Technical Note, NCAR/TN-460+STR, Boulder, Colorado, CGD Division of the National Center for Atmospheric Research, 2004. 3601

Lecointre, A.: Variabilité interannuelle à décennale en atlantique nord et mers nordiques: études conjointe d'observations, simulations numériques et réanalyses, PhD thesis, Université Joseph Fourier, Grenoble 1, 2009. 3609

Lippold, J., Luo, Y., Francois, R., Allen, S. E., Gherardi, J., Pichat, S., Hickey, B., and Schulz, H.: Strength and geometry of the glacial Atlantic Meridional Overturning Circulation, *Nat. Geosci.*, 5, 813–816, doi:10.1038/ngeo1608, 2012. 3608

Lynch-Stieglitz, J., Adkins, J. F., Curry, W. B., Dokken, T., Hall, I., Herguera, J. C., Hirschi, J., Ivanova, E., Kissel, C., Marchal, O., Marchitto, T. M., McCave, I. N., McManus, J. F., Mulitza, S., Ninnemann, U., Peeters, F., Yu, E. F., and Zahn, R.: Atlantic meridional overturning circulation during the Last Glacial Maximum, *Science*, 316, 66–69, doi:10.1126/science.1137127, 2007. 3600, 3608

# Impact of the oceanic geothermal heat flux on a glacial ocean state

M. Ballarotta et al.

Title Page

Abstract

Introduction

Conclusions

References

Tables

Figures

◀

▶

◀

▶

Back

Close

Full Screen / Esc

Printer-friendly Version

Interactive Discussion



- Madec, G.: NEMO ocean engine, Note du Pôle de modélisation de l'Institut Pierre-Simon Laplace No. 27, Institut Pierre-Simon Laplace, Paris, France, 2008. 3600, 3601
- Marchitto, T. M. and Broecker, W. S.: Deep water mass geometry in the glacial Atlantic Ocean: a review of constraints from the paleonutrient proxy Cd/Ca, *Geochem. Geophys. Geosys.*, 7, Q12003, doi:10.1029/2006GC001323, 2006. 3608
- Mashayek, A., Ferrari, R., Vettoretti, G., and Peltier, W. R.: The role of the geothermal heat flux in driving the abyssal ocean circulation, *Geophys. Res. Lett.*, 40, 3144–3149, doi:10.1002/grl.50640, 2013. 3599
- McDougall, T. J.: Neutral density surface in the ocean: implications for modelling, *Geophys. Res. Lett.*, 14, 797–800, doi:10.1029/GL014i008p00797, 1987. 3609
- Meehl, G. A., Stocker, T. F., Collins, W. D., Friedlingstein, P., Gaye, A. T., Gregory, J. M., Kitoh, A., Knutti, R., Murphy, J. M., Noda, A., Raper, S. C. B., Watterson, I. G., Weaver, A. J., and Zhao, Z.-C.: Global climate projections, in: *Climate Change 2007: The Physical Science Basis. Contribution of Working Group I to the Fourth Assessment Report of the Intergovernmental Panel on Climate Change*, edited by: Solomon, S., Qin, D., Manning, M., Chen, Z., Marquis, M., Averyt, K. B., Tignor, M., and Miller, H. L., Cambridge University Press, Cambridge, UK and New York, NY, USA, 2007. 3606
- Monnin, E., Indermühle, A., Daellenbach, A., Flueckiger, J., Stauffer, B., Stocker, T. F., Raynaud, D., and Barnola, J.-M.: Atmospheric CO<sub>2</sub> concentrations over the Last Glacial Termination, *Science*, 291, 112–114, doi:10.1126/science.291.5501.112, 2001. 3600
- Otto-Bliesner, B. L., Hewitt, C. D., Marchitto, T. M., Brady, E. C., Abe-Ouchi, A., Crucifix, M., Murakami, S., and Weber, S. L.: Last Glacial Maximum ocean thermohaline circulation: PMIP2 model intercomparisons and data constraints, *Geophys. Res. Lett.*, 34, 1–6, doi:10.1029/2007GL029475, 2007. 3600
- Petit, J. R., Jouzel, J., Raynaud, D., Barkov, N. I., Barnola, J.-M., Basile, I., Bender, M., Chappellaz, J., Davis, M., Delaygue, G., Delmotte, M., Kotlyakov, V. M., Legrand, M., Lipenkov, V. Y., Lorius, C., Pepin, L., Ritz, C., Saltzman, E., and Stievenard, M.: Climate and atmospheric history of the past 420,000 years from the Vostok ice core, Antarctica, *Nature*, 399, 429–436, 1999.
- Ritz, S. P., Stocker, T. F., Grimalt, J. O., Menviel, L., and Timmermann, A.: Estimated strength of the Atlantic overturning circulation during the last deglaciation, *Nat. Geosci.*, 6, 208–212, 2013. 3607

# Impact of the oceanic geothermal heat flux on a glacial ocean state

M. Ballarotta et al.

Title Page

Abstract

Introduction

Conclusions

References

Tables

Figures

◀

▶

◀

▶

Back

Close

Full Screen / Esc

Printer-friendly Version

Interactive Discussion



- Roquet, F., Madec, G., McDougall, T. J., and Barker, P. M.: Accurate polynomial expressions for the density and specific volume of seawater using the TEOS-10 standard, *Ocean Model.*, 90, 29–43, 2015. 3601
- Sarnthein, M., Winn, K., Jung, S. J. A., Duplessy, J. C., Labeyrie, L., Erlenkeuser, H., and Ganssen, G.: Changes in east Atlantic deep-water circulation over the last 30,000 years – 8 time slice reconstructions, *Paleoceanography*, 9, 209–267, 1994. 3600
- Scott, J., Marotzke, J., and Adcroft, A.: Geothermal heating and its influence on the meridional overturning circulation, *J. Geophys. Res.*, 106, 31141–31154, doi:10.1029/2000JC000532, 2001. 3599
- Siegenthaler, U., Stocker, T. F., Monnin, E., Lüthi, D., Schwander, J., Stauffer, B., Raynaud, D., Barnola, J.-M., Fischer, H., Masson-Delmotte, V., and Jouzel, J.: Stable carbon cycle-climate relationship during the last Pleistocene, *Science*, 310, 1313–1317, doi:10.1126/science.1120130, 2005.
- Skinner, L. C., Fallon, S., Waelbroeck, C., Michel, E., and Barker, S.: Ventilation of the deep Southern Ocean and deglacial CO<sub>2</sub> rise, *Science*, 328, 1147, doi:10.1126/science.1183627, 2010.
- Stein, C. and Stein, S.: A model for the global variation in oceanic depth and heat flow with lithospheric age, *Nature*, 359, 123–129, doi:10.1038/359123a0, 1992. 3599
- Tagliabue, A., Bopp, L., Roche, D. M., Bouttes, N., Dutay, J.-C., Alkama, R., Kageyama, M., Michel, E., and Paillard, D.: Quantifying the roles of ocean circulation and biogeochemistry in governing ocean carbon-13 and atmospheric carbon dioxide at the last glacial maximum, *Clim. Past*, 5, 695–706, doi:10.5194/cp-5-695-2009, 2009. 3608
- Timmermann, R., Goosse, H., Madec, G., Fichet, T., Etche, C., and Dulière, V.: On the representation of high latitude processes in the ORCA-LIM global coupled sea ice-ocean model, *Ocean Model.*, 8, 175–201, doi:10.1016/j.ocemod.2003.12.009, 2005. 3601
- Toggweiler, J. R., Russell, J. L., and Carson, S. R.: Midlatitude westerlies, atmospheric CO<sub>2</sub>, and climate change during the ice ages, *Paleoceanography*, 21, PA2005, doi:10.1029/2005PA001154, 2006.
- Urakawa, L. and Hasumi, H.: A remote effect of geothermal heat on the global thermohaline circulation, *J. Geophys. Res.*, 114, C07016, doi:10.1029/2008JC005192, 2009. 3599
- Watson, A. J. and Garabato, A. C. N.: The role of Southern Ocean mixing and upwelling in glacial–interglacial atmospheric CO<sub>2</sub> change, *Tellus B*, 58, 73–87, doi:10.1111/j.1600-0889.2005.00167.x, 2006.

Worthington, L.: Genesis and evolution of water masses, Meteor. Mon., 8, 63–67, 1968.

Zhang, X., Lohmann, G., Knorr, G., and Xu, X.: Different ocean states and transient characteristics in Last Glacial Maximum simulations and implications for deglaciation, Clim. Past, 9, 2319–2333, doi:10.5194/cp-9-2319-2013, 2013. 3601

- 5 Zhou, S., Qu, L., Zhao, X., and Wan, W.: Laboratory simulation of the influence of geothermal heating on the interior ocean, Acta Oceanol. Sin., 33, 25–31, doi:10.1007/s13131-014-0512-8, 2014. 3599

## Impact of the oceanic geothermal heat flux on a glacial ocean state

M. Ballarotta et al.

Title Page

Abstract

Introduction

Conclusions

References

Tables

Figures



Back

Close

Full Screen / Esc

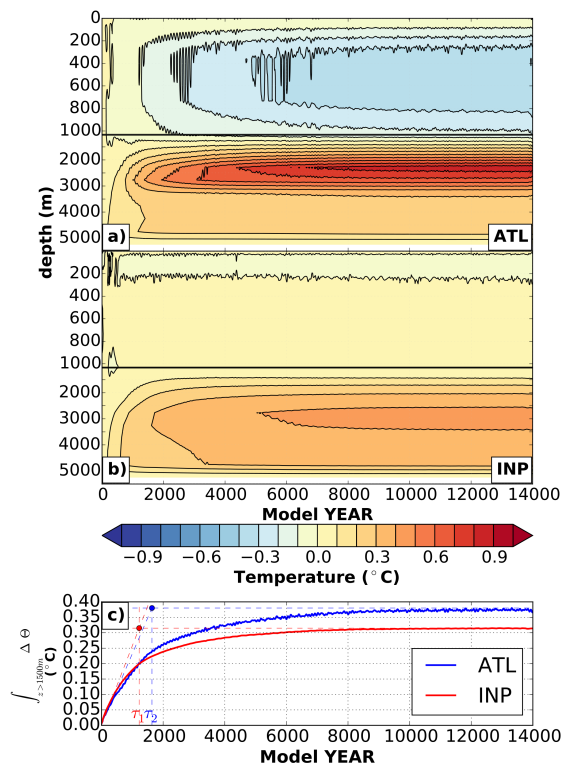
Printer-friendly Version

Interactive Discussion



# Impact of the oceanic geothermal heat flux on a glacial ocean state

M. Ballarotta et al.

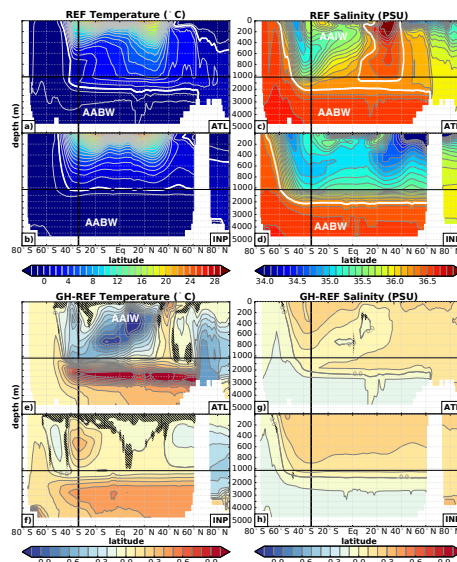


**Figure 1.** Annual mean potential temperature drift (in °C) induced by the geothermal heat forcing as a function of depth averaged in (a) the Atlantic basin and (b) the Indo-Pacific basin. Contour intervals are every 0.1 °C. Note the vertical scale is increased in the upper 1000 m. (c) Time-series of the mean temperature accumulation (in °C) due to the geothermal heat below 1500 m in the Atlantic and Indo-Pacific basins.  $\tau_1 \sim 1200$  years and  $\tau_2 \sim 1600$  years denote the characteristic time scale, i.e. the amount of time required for the response to reach  $(1 - 1/e) \approx 63\%$  of the maximum heat accumulation, in the Indo-Pacific and the Atlantic basins.

[Title Page](#)
[Abstract](#)
[Introduction](#)
[Conclusions](#)
[References](#)
[Tables](#)
[Figures](#)
[◀](#)
[▶](#)
[◀](#)
[▶](#)
[Back](#)
[Close](#)
[Full Screen / Esc](#)
[Printer-friendly Version](#)
[Interactive Discussion](#)

# Impact of the oceanic geothermal heat flux on a glacial ocean state

M. Ballarotta et al.



**Figure 2.** Annual zonal mean potential temperature patterns (in °C) in the reference experiment (REF) for **(a)** the Atlantic basin, **(b)** the Indo-Pacific basin (Contour interval every 1 °C, thick white contour is 0 °C); salinity patterns (in °C) in the reference experiment (REF) for **(c)** the Atlantic basin, **(d)** the Indo-Pacific basin (Contour interval every 0.1 PSU, thick white contour is 36.3 PSU); the temperature difference between REF and GH for **(e)** the Atlantic basin, and **(f)** the Indo-Pacific basin (Contour interval every 0.1 °C, thick grey contour is 0 °C); and salinity difference between REF and GH for **(g)** the Atlantic basin, and **(h)** the Indo-Pacific basin (Contour interval every 0.1 PSU, thick white contour is 0 PSU). The thick vertical black line shows the location of the South Atlantic entrance at 34° S. Note the vertical scale is increased in the upper 1000 m. The patterns in each Southern Ocean sector are shown in each panel between 80 and 34° S. The dashed contours represent the region where the difference is insignificant at a 95 % confidence level (based on a *t* test). AABW: Antarctic Bottom Water, AAIW: Antarctic Intermediate Water.

Title Page

Abstract

Introduction

Conclusions

References

Tables

Figures

◀

▶

◀

▶

Back

Close

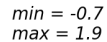
Full Screen / Esc

Printer-friendly Version

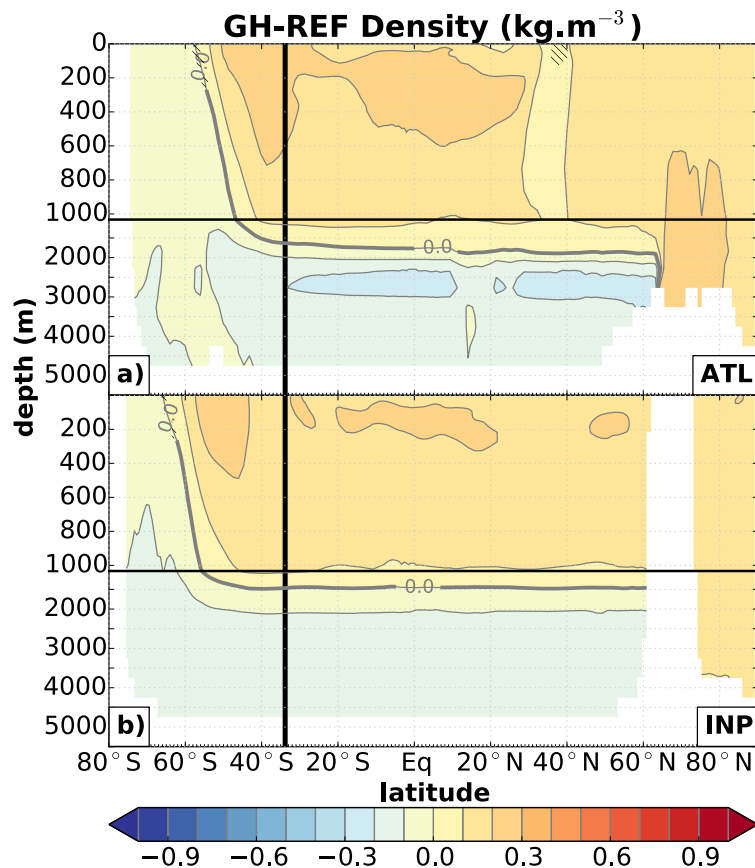
Interactive Discussion







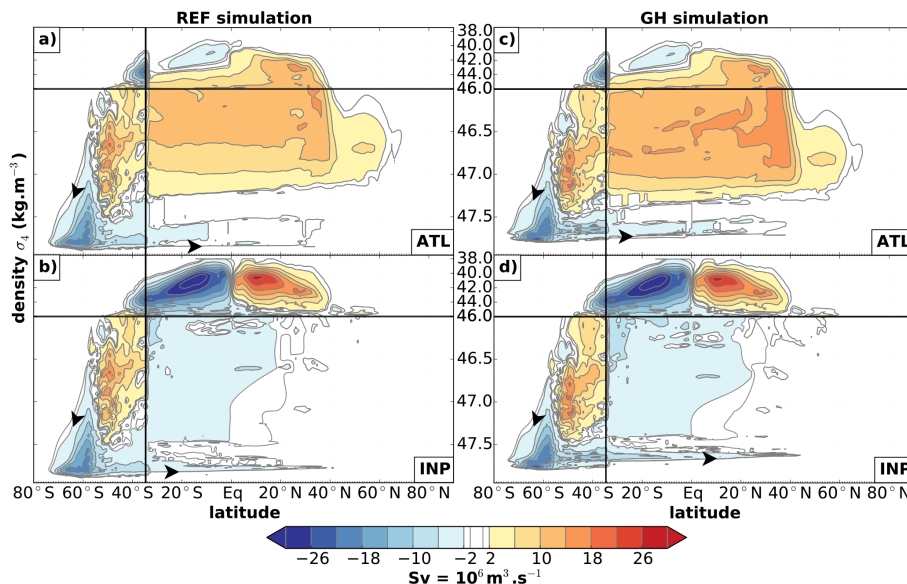
3619



**Figure 4.** Difference in the annual mean and zonal mean potential density patterns ( $\sigma_4$  in  $\text{kg m}^{-3}$ ) between REF and GH for **(a)** the Atlantic basin, and **(b)** the Indo-Pacific basin. Contour and scale same as in Fig. 2

# Impact of the oceanic geothermal heat flux on a glacial ocean state

M. Ballarotta et al.

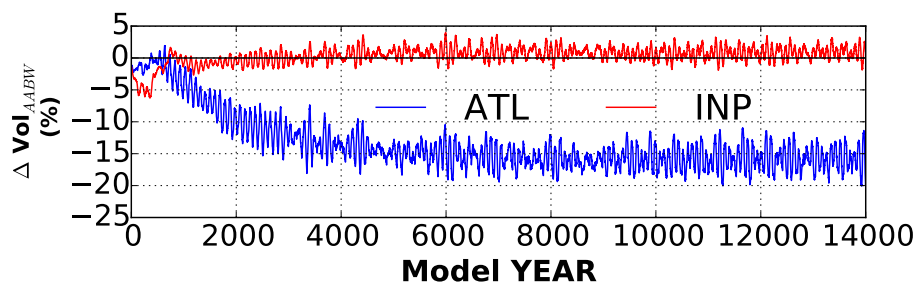


**Figure 5.** Annual mean density-binned effective (Eulerian + eddy-induced velocities) meridional overturning circulation (in Sv) in the experiment *without* geothermal heating (REF) for (a) the Atlantic basin, and (b) the Indo-Pacific basin; and in the experiment *with* geothermal heating (GH) for (c) the Atlantic basin, and (d) the Indo-Pacific basin. The thick black line shows the location of the South Atlantic entrance at 34° S. The annual mean meridional overturning circulation in the Southern Ocean is shown in each panel between 80 and 34° S. Positive (negative) contours represent clockwise (anti-clockwise) circulations. Contour interval is every 4 Sv, and −1 and +1 Sv contours are added. Density bins intervals every  $0.01 \text{ kg} \cdot \text{m}^{-3}$ . Note the vertical scale is increased for  $\sigma_4 > 46 \text{ kg} \cdot \text{m}^{-3}$ .

[Title Page](#)
[Abstract](#)
[Introduction](#)
[Conclusions](#)
[References](#)
[Tables](#)
[Figures](#)
[◀](#)
[▶](#)
[◀](#)
[▶](#)
[Back](#)
[Close](#)
[Full Screen / Esc](#)
[Printer-friendly Version](#)
[Interactive Discussion](#)

# Impact of the oceanic geothermal heat flux on a glacial ocean state

M. Ballarotta et al.

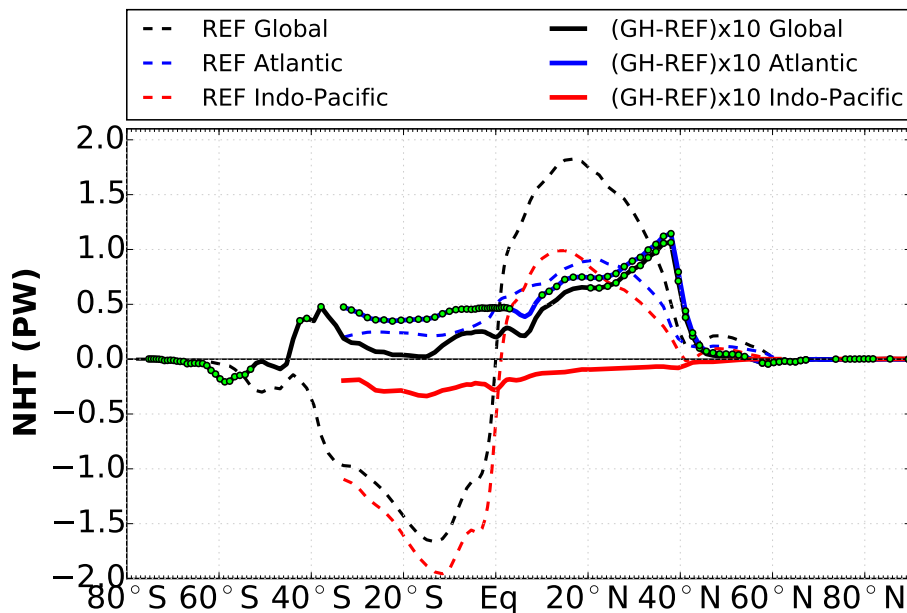


**Figure 6.** Time-series of the AABW volume variation (in %) in the Atlantic and Indo-Pacific basins. The AABW volume is computed as the volume of water below 2000 m where the annual mean effective overturning circulation in latitude-depth coordinates is negative (Fig. 8a, b).

[Title Page](#)[Abstract](#)[Introduction](#)[Conclusions](#)[References](#)[Tables](#)[Figures](#)[Back](#)[Close](#)[Full Screen / Esc](#)[Printer-friendly Version](#)[Interactive Discussion](#)

# Impact of the oceanic geothermal heat flux on a glacial ocean state

M. Ballarotta et al.



**Figure 7.** Annual mean effective (Eulerian mean + eddy-induced velocities) northward heat transport (in  $\text{PW} = 10^{15} \text{ W}$ ) in the Global Ocean, the Atlantic and the Indo-Pacific basins in the reference experiment (dashed line); and the difference between REF and GH in the annual mean northward heat transport (thick line). Note that the difference is magnified by a factor 10. The green dots show where the difference is significant at a 95 % confidence level (based on a  $t$  test).

Title Page

Abstract

Introduction

Conclusions

References

Tables

Figures

◀

▶

◀

▶

Back

Close

Full Screen / Esc

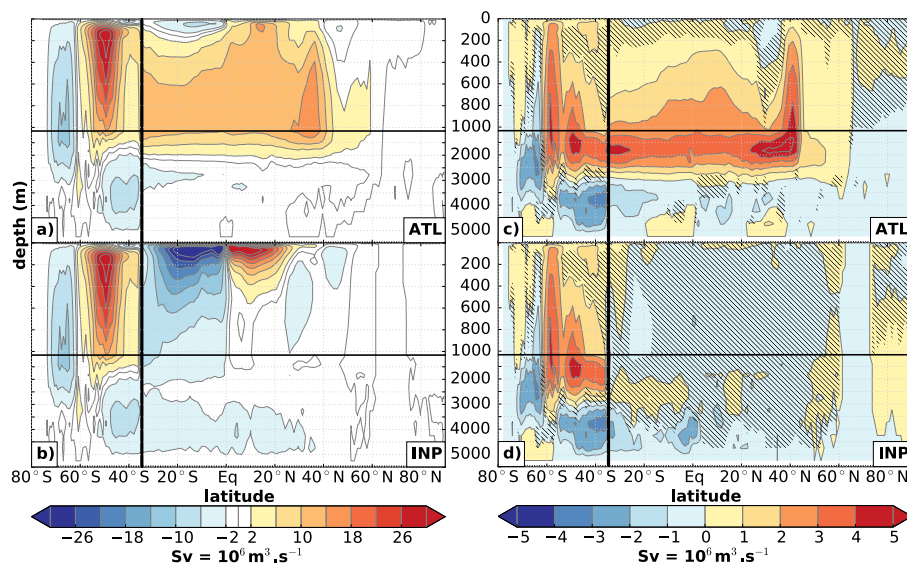
Printer-friendly Version

Interactive Discussion



# Impact of the oceanic geothermal heat flux on a glacial ocean state

M. Ballarotta et al.



**Figure 8.** Annual mean effective (Eulerian mean + eddy-induced velocities) meridional overturning circulation in latitude-depth coordinates (in  $Sv = 10^6 \text{ m}^3 \text{ s}^{-1}$ ) in the reference experiment (REF) for (a) the Atlantic basin, and (b) the Indo-Pacific basin. Contour interval is every 4 Sv, and the 0 Sv contours is added. Positive (negative) values represent clockwise (counter-clockwise) circulation. Difference in the effective meridional overturning circulation between REF and GH for (c) the Atlantic basin, and (d) the Indo-Pacific basin. Contour interval is every 1 Sv. The annual mean meridional overturning circulation and the difference in the meridional overturning circulation in the Southern Ocean between GH and REF is shown 80 and 34° S. Note the vertical scale is increased in the upper 1000 m. The dashed contours represent the region where the difference is insignificant at a 95 % confidence level (based on a  $t$  test).

Title Page

Abstract

Introduction

Conclusions

References

Tables

Figures

◀

▶

◀

▶

Back

Close

Full Screen / Esc

Printer-friendly Version

Interactive Discussion

