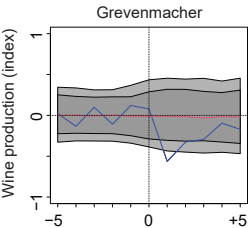
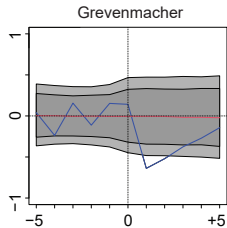


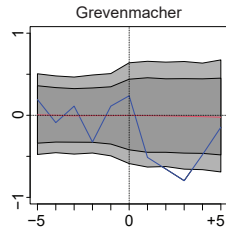
(a) NH sulfate flux > 0 kg/km²
(27 eruptions)



(b) NH sulfate flux > 5 kg/km²
(22 eruptions)



(c) NH sulfate flux > 10 kg/km²
(12 eruptions)



(d) NH sulfate flux > 15 kg/km²
(7 eruptions)

