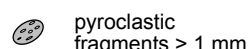
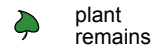


diatoms



pyroclastic fragments > 1 mm



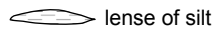
plant remains



inverse grading of pyroclasts size



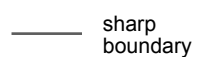
lense of organic matter



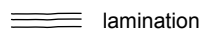
lense of silt



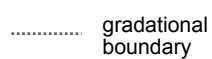
^{14}C sample




sharp boundary



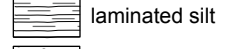
lamination



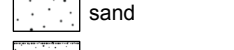
gradational boundary



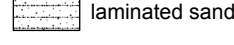
clayey silt



laminated silt



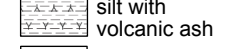
sand



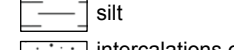
laminated sand



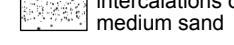
tephra



silt with volcanic ash



silt



intercalations of medium sand