

Supplement of *Clim. Past*, 15, 291–305, 2019
<https://doi.org/10.5194/cp-15-291-2019-supplement>
© Author(s) 2019. This work is distributed under
the Creative Commons Attribution 4.0 License.



Supplement of

Contribution of sea ice albedo and insulation effects to Arctic amplification in the EC-Earth Pliocene simulation

Jianqiu Zheng et al.

Correspondence to: Jianqiu Zheng (qiu@ustc.edu.cn)

The copyright of individual parts of the supplement might differ from the CC BY 4.0 License.

Supplementary Information

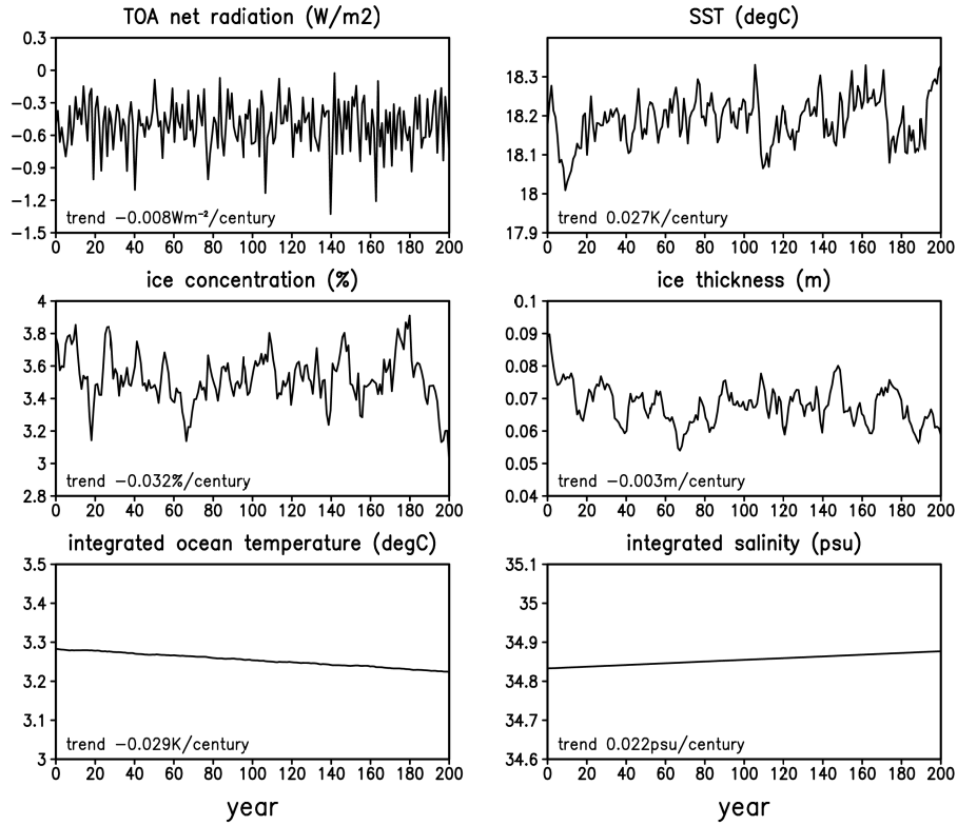


Figure S1. The global annual mean of last 200 model years output in the Pliocene simulation (The negative TOA net radiation represents a heat loss of the earth-atmosphere system.)

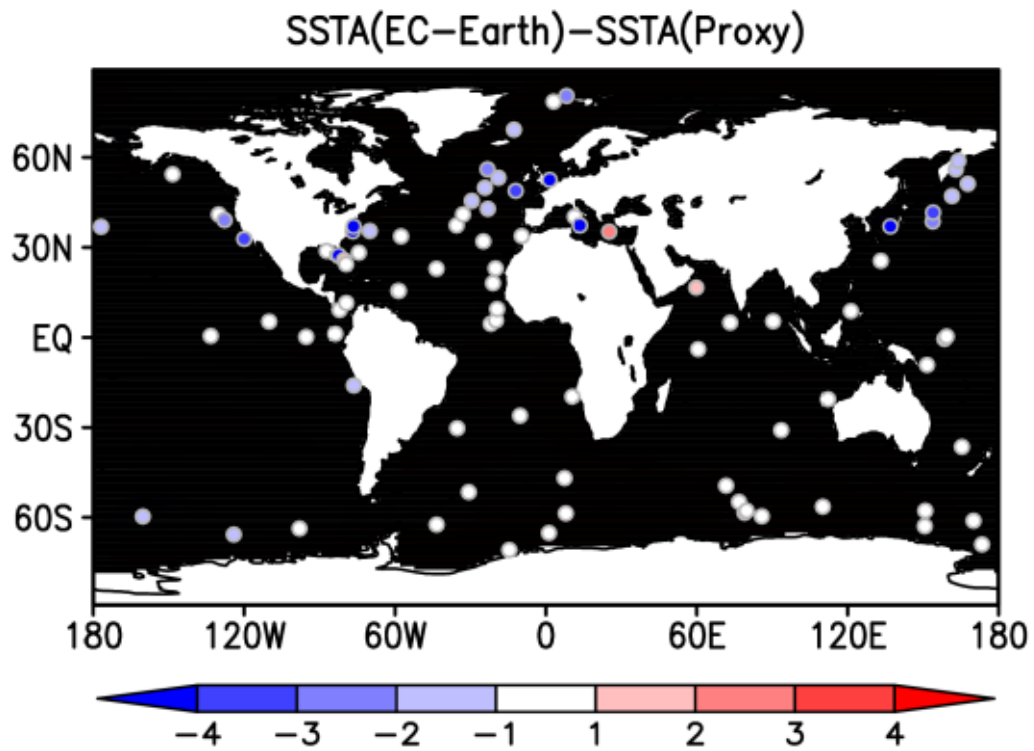


Figure S2. The difference of annual mean SST anomaly (Pliocene minus preindustrial, K) between EC-Earth simulation and the proxy data at 95% confidence-assessed marine sites from Deep Sea Drilling Project (DSDP) and Ocean Drilling Program (ODP).

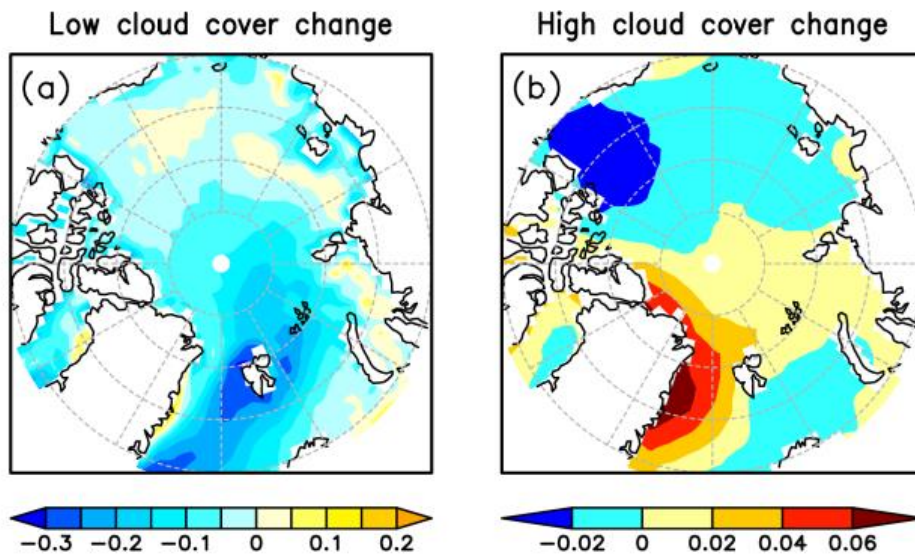


Figure S3. The difference of annual mean low cloud cover (a) and high cloud cover (b) anomaly in Pliocene with respect to the preindustrial.

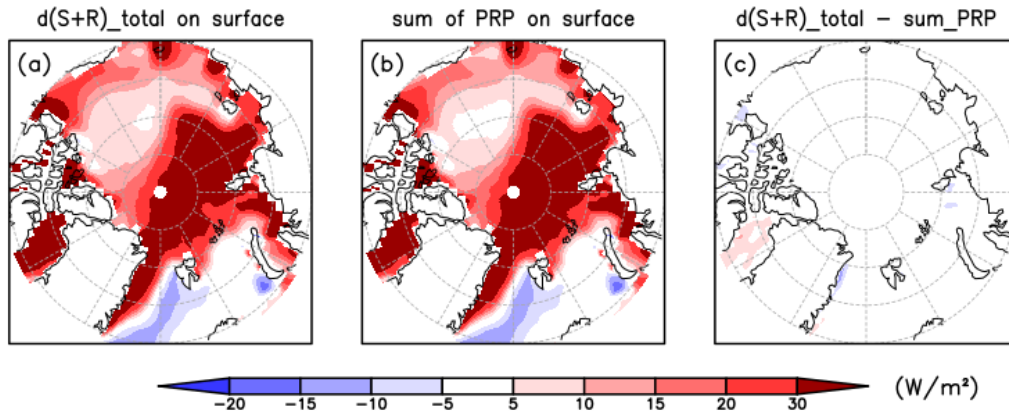


Figure S4. The total radiative perturbation (a), the sum of all the partial radiative perturbation terms (b) and the residual (c) over the Arctic Ocean. The perturbation here refers to the difference between the Pliocene run and the preindustrial run.